




GRAF VON FABER-CASTELL



**GRID 9**

Pre-War  
Sports Cars



## Pre-War Sports Cars [MRL]

### SPA SIX HOURS

### Qualifying

### Final Classification

Nr. Drivers	Team	Car	Cl	Time	Lap Total	Gap	Kph
1	25 R. TULUIE	MENASCO Pirate	PW SP	<b>3:43.158</b>	8	8	- 113.0
2	39 O. LLEWELLYN / T. LLEWELLYN	BENTLEY 3/8	PW SP	<b>3:43.876</b>	8	8	+0.718 +0.718 112.6
3	35 S. DARBYSHIRE / E. CAMERON	MORGAN Super Aero	PW1	<b>3:45.136</b>	7	7	+1.978 +1.260 112.0
4	66 G. BURNETT	ALTA Sports	PW5	<b>3:46.353</b>	6	6	+3.195 +1.217 111.4
5	11 F. WAKEMAN / P. BLAKENEY-EDWARDS	FRAZER NASH Super Sports	PW1	<b>3:51.138</b>	4	8	+7.980 +4.785 109.1
6	9 R. HUDSON / S. MORLEY	BENTLEY 3/4«	PW3	<b>3:55.527</b>	7	7	+12.369 +4.389 107.1
7	24 C. MAEERS / C. MAEERS	GN Parker Special	PW SP	<b>3:55.822</b>	3	8	+12.664 +0.295 106.9
8	77 M. HALUSA	ALFA ROMEO8C 2300 Zagato Spyder	PW6	<b>3:56.787</b>	8	8	+13.629 +0.965 106.5
9	4 C. MORLEY / D. WILTSHIRE	BENTLEY 3/4«	PW3	<b>3:59.350</b>	7	7	+16.192 +2.563 105.3
10	20 M. BIRCH	TALBOT AV105 Brooklands JJ93	PW7	<b>4:01.139</b>	7	7	+17.981 +1.789 104.6
11	55 S. SMITH / E. WILLIAMS	FRAZER NASH TT Rep	PW4	<b>4:04.321</b>	7	7	+21.163 +3.182 103.2
12	7 H. STAMM	ASTON MARTIN 2 Litre Speed	PW5	<b>4:06.511</b>	4	7	+23.353 +2.190 102.3
13	53 A. HEWITSON / C. WOLSTENHOLME	RILEY 12/4 TT Sprite Rep	PW SP	<b>4:06.558</b>	4	7	+23.400 +0.047 102.3
14	69 A. HALL / M. GRANT-PETERKIN	FRAZER NASH Supersports	PW1	<b>4:06.561</b>	6	7	+23.403 +0.003 102.3
15	72 A. FROST / J. EDWARDS	MORGAN Super Aero	PW1	<b>4:07.409</b>	3	7	+24.251 +0.848 101.9
16	21 A. MIDDLETON	ASTON MARTIN Speed 'Red Dragon'	PW5	<b>4:07.468</b>	7	7	+24.310 +0.059 101.9
17	29 R. ILIFFE	RILEY Kestrel Sports	PW SP	<b>4:08.120</b>	5	7	+24.962 +0.652 101.6
18	16 J. MACKINNON	BENTLEY 3 litre Tourer	PW2	<b>4:10.148</b>	7	8	+26.990 +2.028 100.8
19	5 E. BRADLEY	ASTON MARTIN Ulster	PW4	<b>4:11.796</b>	7	7	+28.638 +1.648 100.1
20	71 T. BECHTOLSHEIMER	TALBOT LAGO T150C	PW7	<b>4:12.468</b>	2	2	+29.310 +0.672 99.9
21	49 S. SHOOSMITH / G. MC COSH	BENTLEY 3/4«	PW3	<b>4:19.880</b>	6	6	+36.722 +7.412 97.0
22	2 M. OVERINGTON	BENTLEY 4.5 Blower	PW3	<b>4:21.792</b>	3	6	+38.634 +1.912 96.3
23	31 T. SWETE	INVICTA S-type	PW7	<b>4:23.183</b>	7	7	+40.025 +1.391 95.8
24	50 G. GOODWIN	DELAHAYE 135CS	PW7	<b>4:23.707</b>	4	7	+40.549 +0.524 95.6
25	17 S. FREDDIE	DELAHAYE 135CS	PW7	<b>4:26.017</b>	7	7	+42.859 +2.310 94.8
26	34 W. ELBOURN (SNR) / W. ELBOURN	BENTLEY 3/4«	PW3	<b>4:28.599</b>	2	7	+45.441 +2.582 93.9
27	58 S. RETTENMAIER	ALFA ROMEO8C 2300 LM	PW6	<b>4:30.784</b>	6	7	+47.626 +2.185 93.1
28	90 L. SLIJPEN	TALBOT A090	PW2	<b>4:43.976</b>	6	7	-1:00.818+13.192 88.8
29	10 V. BUSH / R. WELCH	BENTLEY 3 litre	PW2	<b>4:44.153</b>	6	6	-1:00.995 +0.177 88.7
30	18 G. NORTHAM	BENTLEY 4«	PW3	<b>4:45.615</b>	7	7	-1:02.457 +1.462 88.3
31	47 M. STOCH / J. POTOCKI	ASTON MARTIN Internationa	PW4	<b>5:12.178</b>	3	6	-1:29.020+26.563 80.8

<b>Fastest Lap</b>	Lap 8	Robin TULUIE	<b>3:43.158</b>	113.0 Kph
--------------------	-------	--------------	-----------------	-----------

Published at: .....

Track Status: **DRY**

<b>Stewards</b>	<b>Timekeeper:</b> Alberto Estébanez
-----------------	---






GRAF VON FABER-CASTELL



**GRID 9**

Pre-War  
Sports Cars



## Pre-War Sports Cars [MRL] SPA SIX HOURS Qualifying

### Final Classification by Class

Nr. Drivers	Team	Car	Time	Lap Total	Gap	Kph
<b>PW SP</b>						
1 25 R. TULUIE		MENASCO Pirate	<b>3:43.158</b>	8 8		<b>113.0</b>
2 39 O. LLEWELLYN / T. LLEWELLYN		BENTLEY '3/8	<b>3:43.876</b>	8 8	+0.718 +0.718	<b>112.6</b>
3 24 C. MAEERS / C. MAEERS		GN Parker Special	<b>3:55.822</b>	3 8	+12.664+11.946	<b>106.9</b>
4 53 A. HEWITSON / C. WOLSTENHOLME		RILEY 12/4 TT Sprite Rep	<b>4:06.558</b>	4 7	+23.400+10.736	<b>102.3</b>
5 29 R. ILIFFE		RILEY Kestrel Sports	<b>4:08.120</b>	5 7	+24.962 +1.562	<b>101.6</b>
<b>PW1</b>						
1 35 S. DARBYSHIRE / E. CAMERON		MORGAN Super Aero	<b>3:45.136</b>	7 7		<b>112.0</b>
2 11 F. WAKEMAN / P. BLAKENEY-EDWARDS		FRAZER NASH Super Sports	<b>3:51.138</b>	4 8	+6.002 +6.002	<b>109.1</b>
3 69 A. HALL / M. GRANT-PETERKIN		FRAZER NASH Supersports	<b>4:06.561</b>	6 7	+21.425+15.423	<b>102.3</b>
4 72 A. FROST / J. EDWARDS		MORGAN Super Aero	<b>4:07.409</b>	3 7	+22.273 +0.848	<b>101.9</b>
<b>PW2</b>						
1 16 J. MACKINNON		BENTLEY 3 litre Tourer	<b>4:10.148</b>	7 8		<b>100.8</b>
2 90 L. SLIJPEN		TALBOT A090	<b>4:43.976</b>	6 7	+33.828+33.828	<b>88.8</b>
3 10 Y. BUSH / R. WELCH		BENTLEY 3 litre	<b>4:44.153</b>	6 6	+34.005 +0.177	<b>88.7</b>
<b>PW3</b>						
1 9 R. HUDSON / S. MORLEY		BENTLEY 3/4«	<b>3:55.527</b>	7 7		<b>107.1</b>
2 4 C. MORLEY / D. WILTSHIRE		BENTLEY 3/4«	<b>3:59.350</b>	7 7	+3.823 +3.823	<b>105.3</b>
3 49 S. SHOOSMITH / G. MC COSH		BENTLEY 3/4«	<b>4:19.880</b>	6 6	+24.353+20.530	<b>97.0</b>
4 2 M. OVERINGTON		BENTLEY 4.5 Blower	<b>4:21.792</b>	3 6	+26.265 +1.912	<b>96.3</b>
5 34 W. ELBOURN (SNR) / W. ELBOURN		BENTLEY 3/4«	<b>4:28.599</b>	2 7	+33.072 +6.807	<b>93.9</b>
6 18 G. NORTHAM		BENTLEY 4«	<b>4:45.615</b>	7 7	+50.088+17.016	<b>88.3</b>
<b>PW4</b>						
1 55 S. SMITH / E. WILLIAMS		FRAZER NASH TT Rep	<b>4:04.321</b>	7 7		<b>103.2</b>
2 5 E. BRADLEY		ASTON MARTIN Ulster	<b>4:11.796</b>	7 7	+7.475 +7.475	<b>100.1</b>
3 47 M. STOCH / J. POTOCKI		ASTON MARTIN International	<b>5:12.178</b>	3 6+	+1'07.857+1'00.382	<b>80.8</b>
<b>PW5</b>						
1 66 G. BURNETT		ALTA Sports	<b>3:46.353</b>	6 6		<b>111.4</b>
2 7 H. STAMM		ASTON MARTIN 2 Litre Speed	<b>4:06.511</b>	4 7	+20.158+20.158	<b>102.3</b>
3 21 A. MIDDLETON		ASTON MARTIN Speed 'Red Dragon'	<b>4:07.468</b>	7 7	+21.115 +0.957	<b>101.9</b>
<b>PW6</b>						
1 77 M. HALUSA		ALFA ROMEO8C 2300 Zagato Spyder	<b>3:56.787</b>	8 8		<b>106.5</b>
2 58 S. RETTENMAIER		ALFA ROMEO8C 2300 LM	<b>4:30.784</b>	6 7	+33.997+33.997	<b>93.1</b>
<b>PW7</b>						
1 20 M. BIRCH		TALBOT AV105 Brooklands JJ93	<b>4:01.139</b>	7 7		<b>104.6</b>
2 71 T. BECHTOLSHEIMER		TALBOT LAGO T150C	<b>4:12.468</b>	2 2	+11.329+11.329	<b>99.9</b>
3 31 T. SWETE		INVICTA S-type	<b>4:23.183</b>	7 7	+22.044+10.715	<b>95.8</b>
4 50 G. GOODWIN		DELAHAYE 135CS	<b>4:23.707</b>	4 7	+22.568 +0.524	<b>95.6</b>
5 17 S. FREDDIE		DELAHAYE 135CS	<b>4:26.017</b>	7 7	+24.878 +2.310	<b>94.8</b>

Published at: .....

Track Status: **DRY**

Stewards

Timekeeper:

Alberto Estébanez






GRAF VON FABER-CASTELL



**GRID 9**

Pre-War  
Sports Cars



## Pre-War Sports Cars [MRL]

### SPA SIX HOURS

#### Qualifying

#### Final Classification by Group

Nr. Drivers	Team	Car	Time	Lap Total	Gap	Kph
<b>1</b>						
1	35 S. DARBYSHIRE / E. CAMERON	MORGAN Super Aero	<b>3:45.136</b>	7 7		<b>112.0</b>
2	66 G. BURNETT	ALTA Sports	<b>3:46.353</b>	6 6	+1.217 +1.217	<b>111.4</b>
3	11 F. WAKEMAN / P. BLAKENEY-EDWARDS	FRAZER NASH Super Sports	<b>3:51.138</b>	4 8	+6.002 +4.785	<b>109.1</b>
4	9 R. HUDSON / S. MORLEY	BENTLEY 3/4κ	<b>3:55.527</b>	7 7	+10.391 +4.389	<b>107.1</b>
5	77 M. HALUSA	ALFA ROMEO8C 2300 Zagato Spyder	<b>3:56.787</b>	8 8	+11.651 +1.260	<b>106.5</b>
6	4 C. MORLEY / D. WILTSHIRE	BENTLEY 3/4κ	<b>3:59.350</b>	7 7	+14.214 +2.563	<b>105.3</b>
7	20 M. BIRCH	TALBOT AV105 Brooklands JJ93	<b>4:01.139</b>	7 7	+16.003 +1.789	<b>104.6</b>
8	55 S. SMITH / E. WILLIAMS	FRAZER NASH TT Rep	<b>4:04.321</b>	7 7	+19.185 +3.182	<b>103.2</b>
9	7 H. STAMM	ASTON MARTIN 2 Litre Speed	<b>4:06.511</b>	4 7	+21.375 +2.190	<b>102.3</b>
10	69 A. HALL / M. GRANT-PETERKIN	FRAZER NASH Supersports	<b>4:06.561</b>	6 7	+21.425 +0.050	<b>102.3</b>
11	72 A. FROST / J. EDWARDS	MORGAN Super Aero	<b>4:07.409</b>	3 7	+22.273 +0.848	<b>101.9</b>
12	21 A. MIDDLETON	ASTON MARTIN Speed 'Red Dragon'	<b>4:07.468</b>	7 7	+22.332 +0.059	<b>101.9</b>
13	16 J. MACKINNON	BENTLEY 3 litre Tourer	<b>4:10.148</b>	7 8	+25.012 +2.680	<b>100.8</b>
14	5 E. BRADLEY	ASTON MARTIN Ulster	<b>4:11.796</b>	7 7	+26.660 +1.648	<b>100.1</b>
15	71 T. BECHTOLSHEIMER	TALBOT LAGO T150C	<b>4:12.468</b>	2 2	+27.332 +0.672	<b>99.9</b>
16	49 S. SHOOSMITH / G. MC COSH	BENTLEY 3/4κ	<b>4:19.880</b>	6 6	+34.744 +7.412	<b>97.0</b>
17	2 M. OVERINGTON	BENTLEY 4.5 Blower	<b>4:21.792</b>	3 6	+36.656 +1.912	<b>96.3</b>
18	31 T. SWETE	INVICTA S-type	<b>4:23.183</b>	7 7	+38.047 +1.391	<b>95.8</b>
19	50 G. GOODWIN	DELAHAYE 135CS	<b>4:23.707</b>	4 7	+38.571 +0.524	<b>95.6</b>
20	17 S. FREDDIE	DELAHAYE 135CS	<b>4:26.017</b>	7 7	+40.881 +2.310	<b>94.8</b>
21	34 W. ELBOURN (SNR) / W. ELBOURN	BENTLEY 3/4κ	<b>4:28.599</b>	2 7	+43.463 +2.582	<b>93.9</b>
22	58 S. RETTENMAIER	ALFA ROMEO8C 2300 LM	<b>4:30.784</b>	6 7	+45.648 +2.185	<b>93.1</b>
23	90 L. SLIJPEN	TALBOT A090	<b>4:43.976</b>	6 7	+58.840+13.192	<b>88.8</b>
24	10 V. BUSH / R. WELCH	BENTLEY 3 litre	<b>4:44.153</b>	6 6	+59.017 +0.177	<b>88.7</b>
25	18 G. NORTHAM	BENTLEY 4κ	<b>4:45.615</b>	7 7	+1'00.479 +1.462	<b>88.3</b>
26	47 M. STOCH / J. POTOCKI	ASTON MARTIN International	<b>5:12.178</b>	3 6	+1'27.042+26.563	<b>80.8</b>
<b>2</b>						
1	25 R. TULLUJE	MENASCO Pirate	<b>3:43.158</b>	8 8		<b>113.0</b>
2	39 O. LLEWELLYN / T. LLEWELLYN	BENTLEY '3/8	<b>3:43.876</b>	8 8	+0.718 +0.718	<b>112.6</b>
3	24 C. MAEERS / C. MAEERS	GN Parker Special	<b>3:55.822</b>	3 8	+12.664+11.946	<b>106.9</b>
4	53 A. HEWITSON / C. WOLSTENHOLME	RILEY 12/4 TT Sprite Rep	<b>4:06.558</b>	4 7	+23.400+10.736	<b>102.3</b>
5	29 R. ILIFFE	RILEY Kestrel Sports	<b>4:08.120</b>	5 7	+24.962 +1.562	<b>101.6</b>

Published at: .....

Track Status: **DRY**

<b>Stewards</b>	<b>Timekeeper:</b> Alberto Estébanez
-----------------	---






GRAF VON FABER-CASTELL



**GRID 9**

Pre-War  
Sports Cars




## Pre-War Sports Cars [MRL] SPA SIX HOURS Qualifying

### Best Sector Times

SECTOR 1			SECTOR 2			SECTOR 3			Pos	Team	Cl	Ideal Lap	Best Lap
Pos	Driver	Time	Driver	Time	Driver	Time							
1	39 O.LLEWELLYN	59.779	35 S.DARBYSHIRE	1:42.611	25 R.TULUIE	56.792	1	39	PW SP	3:42.245	3:43.876	(2)	
2	25 R.TULUIE	1:00.559	66 G.BURNETT	1:44.780	39 O.LLEWELLYN	56.929	2	25	PW SP	3:43.158	3:43.158	(1)	
3	66 G.BURNETT	1:03.200	39 O.LLEWELLYN	1:45.537	35 S.DARBYSHIRE	56.999	3	35	PW1	3:43.468	3:45.136	(3)	
4	35 S.DARBYSHIRE	1:03.858	11 F.WAKEMAN	1:45.787	66 G.BURNETT	58.373	4	66	PW5	3:46.353	3:46.353	(4)	
5	11 F.WAKEMAN	1:06.158	25 R.TULUIE	1:45.807	11 F.WAKEMAN	58.987	5	11	PW1	3:50.932	3:51.138	(5)	
6	24 C.MAEERS	1:06.324	9 R.HUDSON	1:46.180	77 M.HALUSA	1:00.313	6	24	PW SP	3:55.039	3:55.822	(7)	
7	20 M.BIRCH	1:06.986	24 C.MAEERS	1:48.338	24 C.MAEERS	1:00.377	7	9	PW3	3:55.527	3:55.527	(6)	
8	4 C.MORLEY	1:07.045	55 S.SMITH	1:48.633	9 R.HUDSON	1:00.608	8	77	PW6	3:56.758	3:56.787	(8)	
9	77 M.HALUSA	1:07.288	77 M.HALUSA	1:49.157	55 S.SMITH	1:02.147	9	4	PW3	3:59.321	3:59.350	(9)	
10	9 R.HUDSON	1:08.739	16 J.MACKINNON	1:49.363	20 M.BIRCH	1:02.592	10	20	PW7	4:00.683	4:01.139	(10)	
11	53 A.HEWITSON	1:09.422	69 A.HALL	1:49.409	4 C.MORLEY	1:02.832	11	69	PW1	4:04.088	4:06.561	(14)	
12	29 R.ILIFFE	1:10.509	4 C.MORLEY	1:49.444	69 A.HALL	1:02.957	12	55	PW4	4:04.321	4:04.321	(11)	
13	21 A.MIDDLETON	1:10.696	7 H.STAMM	1:50.237	7 H.STAMM	1:03.338	13	7	PW5	4:04.842	4:06.511	(12)	
14	7 H.STAMM	1:11.267	72 A.FROST	1:50.560	21 A.MIDDLETON	1:03.649	14	53	PW SP	4:05.523	4:06.558	(13)	
15	69 A.HALL	1:11.722	20 M.BIRCH	1:51.105	29 R.ILIFFE	1:03.745	15	21	PW5	4:05.636	4:07.468	(16)	
16	2 M.OVERINGTON	1:11.961	21 A.MIDDLETON	1:51.291	53 A.HEWITSON	1:03.895	16	29	PW SP	4:06.375	4:08.120	(17)	
17	72 A.FROST	1:12.115	5 E.BRADLEY	1:51.562	72 A.FROST	1:03.895	17	72	PW1	4:06.570	4:07.409	(15)	
18	71 T.BECHTOLSHEIMER	1:12.308	29 R.ILIFFE	1:52.121	71 T.BECHTOLSHEIMER	1:03.982	18	16	PW2	4:08.626	4:10.148	(18)	
19	50 G.GOODWIN	1:13.486	53 A.HEWITSON	1:52.206	16 J.MACKINNON	1:04.756	19	5	PW4	4:11.796	4:11.796	(19)	
20	55 S.SMITH	1:13.541	71 T.BECHTOLSHEIMER	1:56.178	5 E.BRADLEY	1:06.357	20	71	PW7	4:12.468	4:12.468	(20)	
21	5 E.BRADLEY	1:13.877	2 M.OVERINGTON	1:56.373	49 S.SHOOSMITH	1:07.597	21	2	PW3	4:17.022	4:21.792	(22)	
22	16 J.MACKINNON	1:14.507	49 S.SHOOSMITH	1:56.487	31 T.SWETE	1:07.935	22	49	PW3	4:19.880	4:19.880	(21)	
23	31 T.SWETE	1:14.688	34 W.ELBOURN (SNR)	1:57.090	58 S.RETTENMAIER	1:08.463	23	50	PW7	4:21.290	4:23.707	(24)	
24	17 S.FREDDIE	1:14.998	50 G.GOODWIN	1:58.512	17 S.FREDDIE	1:08.580	24	31	PW7	4:23.183	4:23.183	(23)	
25	49 S.SHOOSMITH	1:15.796	10 V.BUSH	1:59.656	2 M.OVERINGTON	1:08.688	25	34	PW3	4:24.007	4:28.599	(26)	
26	58 S.RETTENMAIER	1:16.590	31 T.SWETE	2:00.560	50 G.GOODWIN	1:09.292	26	17	PW7	4:25.295	4:26.017	(25)	
27	34 W.ELBOURN (SNR)	1:17.212	17 S.FREDDIE	2:01.717	34 W.ELBOURN (SNR)	1:09.705	27	58	PW6	4:30.458	4:30.784	(27)	
28	18 G.NORTHAM	1:22.998	58 S.RETTENMAIER	2:05.405	18 G.NORTHAM	1:13.589	28	10	PW2	4:43.661	4:44.153	(29)	
29	90 L.SLIJPEN	1:23.498	90 L.SLIJPEN	2:06.346	90 L.SLIJPEN	1:13.892	29	90	PW2	4:43.736	4:43.976	(28)	
30	10 V.BUSH	1:28.447	18 G.NORTHAM	2:08.723	10 V.BUSH	1:15.558	30	18	PW3	4:45.310	4:45.615	(30)	
31	47 M.STOCH	1:30.603	47 M.STOCH	2:16.259	47 M.STOCH	1:23.467	31	47	PW4	5:10.329	5:12.178	(31)	







### Pre-War Sports Cars [MRL]

#### SPA SIX HOURS

After Qualifying

Event maximum speed

Team	Car	Class	Driver	Top Speed	Lap	Session
25	MENASCO Pirate	PW SP	Robin TULUIE	156.3	7	Qualifying
66	ALTA Sports	PW5	Gareth BURNETT	156.3	6	Qualifying
39	BENTLEY '3/8	PW SP	Oliver LLEWELLYN	156.1	3	Qualifying
35	MORGAN Super Aero	PW1	Susan DARBYSHIRE	151.9	7	Qualifying
11	FRAZER NASH Super Sports	PW1	Frederic WAKEMAN	147.7	8	Qualifying
21	ASTON MARTIN Speed 'Red Dragon'	PW5	Alan MIDDLETON	145.6	6	Qualifying
20	TALBOT AV105 Brooklands JJ93	PW7	Michael BIRCH	143.4	6	Qualifying
4	BENTLEY 3/4«	PW3	Clive MORLEY	142.9	6	Qualifying
29	RILEY Kestrel Sports	PW SP	Richard ILIFFE	135.5	5	Qualifying
24	GN Parker Special	PW SP	Charles MAEERS	135.3	8	Qualifying
9	BENTLEY 3/4«	PW3	Richard HUDSON	135.2	7	Qualifying
7	ASTON MARTIN 2 Litre Speed	PW5	Heinz STAMM	134.7	4	Qualifying
55	FRAZER NASH TT Rep	PW4	Steven SMITH	133.0	6	Qualifying
77	ALFA ROMEO8C 2300 Zagato Spyder	PW6	Martin HALUSA	132.7	8	Qualifying
5	ASTON MARTIN Ulster	PW4	Edward BRADLEY	132.5	7	Qualifying
72	MORGAN Super Aero	PW1	Angus FROST	132.5	7	Qualifying
69	FRAZER NASH Supersports	PW1	Andrew HALL	130.8	4	Qualifying
53	RILEY 12/4 TT Sprite Rep	PW SP	Alexander HEWITSON	130.4	7	Qualifying
31	INVICTA S-type	PW7	Trevor SWETE	124.4	7	Qualifying
71	TALBOT LAGO T150C	PW7	Till BECHTOLSHEIMER	123.3	2	Qualifying
16	BENTLEY 3 litre Tourer	PW2	John MACKINNON	122.9	7	Qualifying
50	DELAHAYE 135CS	PW7	Graham GOODWIN	122.4	3	Qualifying
34	BENTLEY 3/4«	PW3	William ELBOURN (SNR)	119.9	3	Qualifying
49	BENTLEY 3/4«	PW3	Susan SHOOSMITH	119.2	3	Qualifying
17	DELAHAYE 135CS	PW7	Smith FREDDIE	118.7	7	Qualifying
2	BENTLEY 4.5 Blower	PW3	Martin OVERINGTON	118.4	6	Qualifying
18	BENTLEY 4«	PW3	Guy NORTHAM	113.9	7	Qualifying
58	ALFA ROMEO8C 2300 LM	PW6	Stephan RETTENMAIER	109.3	6	Qualifying
90	TALBOT A090	PW2	Luc SLIJPEN	105.1	7	Qualifying
10	BENTLEY 3 litre	PW2	Vivian BUSH	97.8	5	Qualifying
47	ASTON MARTIN International	PW4	Marian STOCH	95.9	1	Qualifying






GRAF VON FABER-CASTELL



GRID 9

Pre-War Sports Cars



# Pre-War Sports Cars [MRL] SPA SIX HOURS Qualifying Analysis

Personal Best Session Best B Crossing the finish line in pit lane


Lap	D	Time	Sector 1	Sector 2	Sector 3	Kph	Elapsed	Lap	D	Time	Sector 1	Sector 2	Sector 3	Kph	Elapsed
<b>2</b>	1. Martin OVERINGTON BENTLEY 4.5 Blower PW3							6	1	4:44.153	1:28.447	1:59.656	1:16.050	88.7	31:30.192
	1	1	5:05.507	1:43.584	2:07.435	1:14.488	81.1	5:05.507							
	2	1	4:28.208	1:15.227	2:02.461	1:10.520	94.0	9:33.715							
	3	1	4:21.792	1:13.057	1:58.817	1:09.918	96.3	13:55.507							
	4	1	4:29.952	1:13.107	1:57.433	1:19.412	93.4	18:25.459							
	5	1	4:51.600	1:46.273	1:56.639	1:08.688	86.5	23:17.059							
	6	1	4:29.063	1:11.961	1:56.373	1:20.729	93.7	27:46.122							
<b>4</b>	1. Clive MORLEY BENTLEY 3/4« PW3							6	1	4:44.153	1:28.447	1:59.656	1:16.050	88.7	31:30.192
	2. Duncan WILTSHIRE														
	1	1	4:46.522	1:20.831	2:11.073	1:14.618	86.5	4:46.522							
	2	1	4:32.766	1:15.982	2:04.961	1:11.823	92.4	9:19.288							
	3	1	4:43.861	1:16.669	2:04.507	1:22.685	88.8	14:03.149							
	4	1	4:56.869	1:57.158	1:55.839	1:03.872	84.9	19:00.018							
	5	1	4:04.759	1:09.805	1:50.926	1:04.028	103.0	23:04.777							
6	1	4:00.906	1:07.239	1:50.835	1:02.832	104.7	27:05.683								
7	1	3:59.350	1:07.045	1:49.444	1:02.861	105.3	31:05.033								
<b>5</b>	1. Edward BRADLEY ASTON MARTIN Ulster PW4							6	1	4:44.153	1:28.447	1:59.656	1:16.050	88.7	31:30.192
	1	1	4:44.448	1:25.772	2:08.518	1:10.158	87.1	4:44.448							
	2	1	4:21.683	1:16.550	1:57.135	1:07.998	96.4	9:06.131							
	3	1	4:17.331	1:14.853	1:55.412	1:07.066	98.0	13:23.462							
	4	1	4:16.943	1:15.889	1:53.776	1:07.278	98.1	17:40.405							
	5	1	4:14.527	1:14.437	1:52.819	1:07.271	99.1	21:54.932							
	6	1	4:18.851	1:18.067	1:53.453	1:07.331	97.4	26:13.783							
7	1	4:11.796	1:13.877	1:51.562	1:06.357	100.1	30:25.579								
<b>7</b>	1. Heinz STAMM ASTON MARTIN 2 Litre Speed PW5							6	1	4:44.153	1:28.447	1:59.656	1:16.050	88.7	31:30.192
	1	1	5:24.847	2:03.446	2:04.300	1:17.101	76.3	5:24.847							
	2	1	4:29.478	1:22.068	2:00.380	1:07.030	93.6	9:54.325							
	3	1	4:09.903	1:12.513	1:52.137	1:05.253	100.9	14:04.228							
	4	1	4:06.511	1:11.267	1:51.060	1:04.184	102.3	18:10.739							
	5	1	4:09.331	1:14.655	1:50.824	1:03.852	101.1	22:20.070							
	6	1	4:09.400	1:12.924	1:51.889	1:04.587	101.1	26:29.470							
7	1	4:10.802	1:17.227	1:50.237	1:03.338	100.5	30:40.272								
<b>9</b>	1. Richard HUDSON BENTLEY 3/4« PW3							6	1	4:44.153	1:28.447	1:59.656	1:16.050	88.7	31:30.192
	2. Stuart MORLEY														
	1	1	4:47.394	1:27.597	2:07.854	1:11.943	86.2	4:47.394							
	2	1	4:31.777	1:16.941	2:03.902	1:10.934	92.8	9:19.171							
	3	1	4:21.617	1:13.346	2:00.034	1:08.237	96.4	13:40.788							
	4	1	4:20.257	1:12.173	1:54.981	1:13.103	96.9	18:01.045							
	5	1	5:01.532	2:04.117	1:52.705	1:04.710	83.6	23:02.577							
6	1	3:59.422	1:10.204	1:47.238	1:01.980	105.3	27:01.999								
7	1	3:55.527	1:08.739	1:46.180	1:00.608	107.1	30:57.526								
<b>10</b>	1. Vivian BUSH BENTLEY 3 litre PW2							6	1	4:44.153	1:28.447	1:59.656	1:16.050	88.7	31:30.192
	2. Robert WELCH														
	1	1	5:32.328	1:43.897	2:18.756	1:29.675	74.5	5:32.328							
	2	1	5:16.926	1:40.921	2:11.687	1:24.318	79.6	10:49.254							
	3	1	5:12.176	1:34.858	2:07.896	1:29.422	80.8	16:01.430							
	4	1	5:57.363	2:27.127	2:11.830	1:18.406	70.6	21:58.793							
5	1	4:47.246	1:28.781	2:02.907	1:15.558	87.8	26:46.039								
<b>11</b>	1. Frederic WAKEMAN FRAZER NASH Super Sports PW1							6	1	4:44.153	1:28.447	1:59.656	1:16.050	88.7	31:30.192
	2. Patrick BLAKENEY-EDWAR														
	1	1	4:36.680	1:38.382	1:55.742	1:02.556	89.5	4:36.680							
	2	1	3:55.747	1:06.937	1:48.015	1:00.795	107.0	8:32.427							
	3	1	3:52.945	1:06.158	1:47.233	59.554	108.2	12:25.372							
	4	1	3:51.138	1:06.219	1:45.787	59.132	109.1	16:16.510							
5	1	4:12.178	1:09.576	1:50.859	1:11.743	100.0	20:28.688								
6	1	5:09.150	2:19.155	1:49.486	1:00.509	81.6	25:37.838								
7	1	3:53.471	1:07.084	1:47.157	59.230	108.0	29:31.309								
8	1	3:53.191	1:06.958	1:47.246	58.987	108.1	33:24.500								
<b>16</b>	1. John MACKINNON BENTLEY 3 litre Tourer PW2							6	1	4:44.153	1:28.447	1:59.656	1:16.050	88.7	31:30.192
	1	1	4:13.201	1:10.989	1:55.323	1:06.889	97.8	4:13.201							
	2	1	4:12.558	1:17.012	1:50.790	1:04.756	99.8	8:25.759							
	3	1	4:12.691	1:14.507	1:50.446	1:07.738	99.8	12:38.450							
	4	1	4:12.865	1:16.033	1:49.363	1:07.469	99.7	16:51.315							
	5	1	4:13.359	1:17.303	1:49.904	1:06.152	99.5	21:04.674							
6	1	4:11.999	1:15.813	1:50.092	1:06.094	100.1	25:16.673								
7	1	4:10.148	1:14.784	1:49.470	1:05.894	100.8	29:26.821								
8	1	4:37.487	1:14.721	2:01.645	1:21.121	90.9	34:04.308								
<b>17</b>	1. Smith FREDDIE DELAHAYE 135CS PW7							6	1	4:44.153	1:28.447	1:59.656	1:16.050	88.7	31:30.192
	1	1	5:14.192	1:34.101	2:23.090	1:17.001	78.9	5:14.192							
	2	1	4:51.232	1:22.579	2:16.863	1:11.790	86.6	10:05.424							
	3	1	4:48.133	1:21.823	2:15.023	1:11.287	87.5	14:53.557							
	4	1	4:40.151	1:21.391	2:07.835	1:10.925	90.0	19:33.708							
	5	1	4:38.431	1:21.194	2:06.244	1:10.993	90.6	24:12.139							
6	1	4:35.036	1:19.967	2:06.489	1:08.580	91.7	28:47.175								
7	1	4:26.017	1:14.998	2:01.717	1:09.302	94.8	33:13.192								
<b>18</b>	1. Guy NORTHAM BENTLEY 4« PW3							6	1	4:44.153	1:28.447	1:59.656	1:16.050	88.7	31:30.192
	1	1	5:14.340	1:21.734	2:29.248	1:23.358	78.8	5:14.340							
	2	1	5:12.104	1:29.401	2:22.659	1:20.044	80.8	10:26.444							
	3	1	4:58.117	1:24.651	2:16.580	1:16.886	84.6	15:24.561							
	4	1	4:50.257	1:23.669	2:11.372	1:15.216	86.9	20:14.818							
	5	1	4:49.082	1:23.814	2:09.841	1:15.427	87.2	25:03.900							
6	1	4:48.707	1:22.998	2:10.354	1:15.355	87.3	29:52.607								
7	1	4:45.615	1:23.303	2:08.723	1:13.589	88.3	34:38.222								
<b>20</b>	1. Michael BIRCH TALBOT AV105 Brooklands JJ93 PW7							6	1	4:44.153	1:28.447	1:59.656	1:16.050	88.7	31:30.192
	1	1	5:26.547	2:09.513	2:04.520	1:12.514	75.9	5:26.547							
	2	1	4:21.043	1:14.876	2:00.616	1:05.551	96.6	9:47.590							
	3	1	4:10.478	1:10.436	1:55.338	1:04.704	100.7	13:58.068							
	4	1	4:06.075	1:08.637	1:53.684	1:03.754	102.5	18:04.143							
	5	1	4:03.251	1:07.987	1:52.106	1:03.158	103.7	22:07.394							
6	1	4:02.536	1:08.839	1:51.105	1:02.592	104.0	26:09.930								
7	1	4:01.139	1:06.986	1:51.221	1:02.932	104.6	30:11.069								
<b>21</b>	1. Alan MIDDLETON ASTON MARTIN Speed 'Red Dragon' PW5							6	1	4:44.153	1:28.447	1:59.656	1:16.050	88.7	31:30.192
	1	1	5:19.130	1:49.391	2:14.021	1:15.718	77.6	5:19.130							





# GRID 9

## Pre-War Sports Cars



### Pre-War Sports Cars [MRL] SPA SIX HOURS Qualifying

### Analysis

Personal Best Session Best B Crossing the finish line in pit lane


Lap	D	Time	Sector 1	Sector 2	Sector 3	Kph	Elapsed	Lap	D	Time	Sector 1	Sector 2	Sector 3	Kph	Elapsed
24 1.Charles MAEERS GN Parker Special PW SP															
2.Charles B MAEERS															
1	1	4:17.720	1:21.678	1:55.640	1:00.402	96.1	4:17.720	1	1	4:40.829	1:21.833	1:56.197	1:22.799	88.2	4:40.829
2	1	3:56.694	1:06.691	1:49.536	1:00.467	106.5	8:14.414	2	1	6:12.154	3:28.595	1:45.579	57.980	67.8	10:52.983
3	1	3:55.822	1:06.324	1:49.121	1:00.377	106.9	12:10.236	3	1	3:45.277	1:04.725	1:43.202	57.350	111.9	14:38.260
4	1	4:06.362	1:06.527	1:48.338	1:11.497	102.3	16:16.598	4	1	4:02.456	1:08.513	1:45.022	1:08.921	104.0	18:40.716
5	1	4:49.813	1:53.494	1:52.186	1:04.133	87.0	21:06.411	5	1	4:19.720	1:38.687	1:42.611	58.422	97.1	23:00.436
6	1	4:01.978	1:08.330	1:49.814	1:03.834	104.2	25:08.389	6	1	3:45.164	1:03.858	1:43.057	58.249	112.0	26:45.600
7	1	4:02.453	1:08.632	1:50.464	1:03.357	104.0	29:10.842	7	1	3:45.136	1:05.044	1:43.093	56.999	112.0	30:30.736
8	1	4:01.909	1:08.559	1:48.626	1:04.724	104.2	33:12.751								
25 1.Robin TULUIE MENASCO Pirate PW SP															
1	1	4:45.449	1:37.315	2:02.340	1:05.794	86.8	4:45.449								
2	1	4:05.929	1:07.049	1:55.898	1:02.982	102.5	8:51.378								
3	1	3:56.335	1:03.115	1:52.297	1:00.923	106.7	12:47.713								
4	1	3:55.935	1:03.835	1:51.355	1:00.745	106.9	16:43.648								
5	1	3:53.729	1:04.873	1:49.698	59.158	107.9	20:37.377								
6	1	3:54.258	1:00.859	1:53.534	59.865	107.6	24:31.635								
7	1	3:48.450	1:00.738	1:48.468	59.244	110.4	28:20.085								
8	1	3:43.158	1:00.559	1:45.807	56.792	113.0	32:03.243								
29 1.Richard ILIFFE RILEY Kestrel Sports PW SP															
1	1	4:58.677	1:42.046	2:07.188	1:09.443	82.9	4:58.677								
2	1	4:17.468	1:12.282	1:58.039	1:07.147	97.9	9:16.145								
3	1	4:17.056	1:14.214	1:58.339	1:04.503	98.1	13:33.201								
4	1	4:11.276	1:12.571	1:54.960	1:03.745	100.3	17:44.477								
5	1	4:08.120	1:11.897	1:52.121	1:04.102	101.6	21:52.597								
6	1	4:08.917	1:11.386	1:53.607	1:03.924	101.3	26:01.514								
7	1	4:10.219	1:10.509	1:55.360	1:04.350	100.8	30:11.733								
31 1.Trevor SWETE INVICTA S-type PW7															
1	1	4:37.068	1:04.253	2:16.078	1:16.737	89.4	4:37.068								
2	1	4:36.482	1:17.750	2:07.112	1:11.620	91.2	9:13.550								
3	1	4:26.765	1:14.896	2:03.515	1:08.354	94.5	13:40.315								
4	1	4:29.804	1:15.475	2:02.886	1:11.443	93.5	18:10.119								
5	1	4:33.759	1:16.123	2:04.662	1:12.974	92.1	22:43.878								
6	1	4:26.512	1:15.424	2:02.536	1:08.552	94.6	27:10.390								
7	1	4:23.183	1:14.688	2:00.560	1:07.935	95.8	31:33.573								
34 1.William ELBOURN (SNR) BENTLEY 3/4« PW3															
2.William-Allen ELBOURN															
1	1	4:52.440	1:24.777	2:13.119	1:14.544	84.7	4:52.440								
2	1	4:28.599	1:19.312	1:59.582	1:09.705	93.9	9:21.039								
3	1	4:35.696	1:17.212	1:57.090	1:21.394	91.5	13:56.735								
4	1	5:23.530	2:04.717	2:05.645	1:13.168	77.9	19:20.265								
5	1	4:47.261	1:27.073	2:03.590	1:16.598	87.8	24:07.526								
6	1	4:29.347	1:18.462	1:59.120	1:11.765	93.6	28:36.873								
35 1.Susan DARBYSHIRE MORGANS Super Aero PW1															
2.Ewan CAMERON															
1	1	4:40.829	1:21.833	1:56.197	1:22.799	88.2	4:40.829								
2	1	6:12.154	3:28.595	1:45.579	57.980	67.8	10:52.983								
3	1	3:45.277	1:04.725	1:43.202	57.350	111.9	14:38.260								
4	1	4:02.456	1:08.513	1:45.022	1:08.921	104.0	18:40.716								
5	1	4:19.720	1:38.687	1:42.611	58.422	97.1	23:00.436								
6	1	3:45.164	1:03.858	1:43.057	58.249	112.0	26:45.600								
7	1	3:45.136	1:05.044	1:43.093	56.999	112.0	30:30.736								
39 1.Oliver LLEWELLYN BENTLEY '3/8 PW SP															
2.Timothy LLEWELLYN															
1	1	4:36.151	1:19.574	2:04.900	1:11.677	89.7	4:36.151								
2	1	3:54.988	1:06.149	1:50.819	58.020	107.3	8:31.139								
3	1	3:44.678	59.779	1:46.793	58.106	112.2	12:15.817								
4	1	3:55.057	1:00.329	1:46.591	1:08.137	107.3	16:10.874								
5	1	4:32.187	1:44.733	1:49.338	58.116	92.6	20:43.061								
6	1	3:47.758	1:02.151	1:47.215	58.392	110.7	24:30.819								
7	1	3:45.643	1:00.877	1:46.546	58.220	111.7	28:16.462								
8	1	3:43.876	1:01.410	1:45.537	56.929	112.6	32:00.338								
47 1.Marian STOCH ASTON MARTIN International PW4															
2.Jan POTOCKI															
1	1	6:04.436	2:14.191	2:23.659	1:26.586	68.0	6:04.436								
2	1	5:14.768	1:32.792	2:18.509	1:23.467	80.1	11:19.204								
3	1	5:12.178	1:31.889	2:16.259	1:24.030	80.8	16:31.382								
4	1	5:25.270	1:30.603	2:19.213	1:35.454	77.5	21:56.652								
5	1	6:49.413	2:41.448	2:31.399	1:36.566	61.6	28:46.065								
6	1	5:33.226	1:37.646	2:28.816	1:26.764	75.7	34:19.291								
49 1.Susan SHOOSMITH BENTLEY 3/4« PW3															
2.Gerard MC COSH															
1	1	4:57.669	1:18.243	2:25.337	1:14.089	83.2	4:57.669								
2	1	4:29.129	1:20.554	2:00.514	1:08.061	93.7	9:26.798								
3	1	4:24.357	1:16.442	1:58.407	1:09.508	95.4	13:51.155								
4	1	10:06.250	1:16.593	1:56.715	6:52.942	41.6	23:57.405								
5	1	4:31.143	1:17.453	2:01.773	1:11.917	93.0	28:28.548								
6	1	4:19.880	1:15.796	1:56.487	1:07.597	97.0	32:48.428								
50 1.Graham GOODWIN DELAHAYE 135CS PW7															
1	1	4:40.071	1:15.313	2:12.164	1:12.594	88.5	4:40.071								
2	1	4:34.122	1:18.993	2:03.847	1:11.282	92.0	9:14.193								
3	1	4:30.284	1:16.604	2:02.631	1:11.049	93.3	13:44.477								
4	1	4:23.707	1:13.486	2:00.752	1:09.469	95.6	18:08.184								
5	1	4:43.856	1:18.623	2:04.853	1:20.380	88.8	22:52.040								
6	1	5:53.897	2:42.440	2:00.443	1:11.014	71.2	28:45.937								
7	1	4:29.134	1:21.330	1:58.512	1:09.292	93.7	33:15.071								
53 1.Alexander HEWITSON RILEY 12/4 TT Sprite Rep PW SP															
2.Colin WOLSTENHOLME															
1	1	4:52.561	1:32.242	2:06.836	1:13.483	84.7	4:52.561								
2	1	4:17.814	1:13.229	1:58.560	1:06.025	97.8	9:10.375								
3	1	4:09.032	1:09.422	1:54.384	1:05.226	101.2	13:19.407								
4	1	4:06.558	1:09.947	1:52.716	1:03.895	102.3	17:25.965								





# GRID 9

## Pre-War Sports Cars



### Pre-War Sports Cars [MRL] SPA SIX HOURS Qualifying Analysis

Personal Best Session Best B Crossing the finish line in pit lane

Lap	D	Time	Sector 1	Sector 2	Sector 3	Kph	Elapsed	Lap	D	Time	Sector 1	Sector 2	Sector 3	Kph	Elapsed
5	1	4:19.517 <b>B</b>	1:11.903	1:54.043	1:13.571	97.2	21:45.482								
6	1	4:54.264	1:50.825	1:55.902	1:07.537	85.7	26:39.746								
7	1	4:09.052	1:12.284	<b>1:52.206</b>	1:04.562	101.2	30:48.798								

55		1. Steven SMITH 2. Eddie WILLIAMS		FRAZER NASH TT Rep PW4			
1	1	4:10.818	1:00.194	2:02.068	1:08.556	98.8	4:10.818
2	1	4:19.154	1:18.190	1:55.353	1:05.611	97.3	8:29.972
3	1	4:22.399 <b>B</b>	1:15.058	1:52.982	1:14.359	96.1	12:52.371
4	1	5:28.169	2:23.182	1:55.134	1:09.853	76.8	18:20.540
5	1	4:08.079	1:14.946	1:50.269	1:02.864	101.6	22:28.619
6	1	4:08.386	1:13.874	1:50.076	1:04.436	101.5	26:37.005
7	1	<b>4:04.321</b>	<b>1:13.541</b>	<b>1:48.633</b>	<b>1:02.147</b>	103.2	30:41.326

58		1. Stephan RETTENMAIER		ALFA ROMEO8C 2300 LM PW6			
1	1	5:23.958	1:53.970	2:12.424	1:17.564	76.5	5:23.958
2	1	4:44.310	1:21.804	2:12.624	1:09.882	88.7	10:08.268
3	1	4:39.750	1:19.838	2:10.404	1:09.508	90.1	14:48.018
4	1	4:33.619	1:18.196	2:06.960	<b>1:08.463</b>	92.2	19:21.637
5	1	4:32.354	1:17.134	2:06.299	1:08.921	92.6	23:53.991
6	1	<b>4:30.784</b>	<b>1:16.590</b>	<b>2:05.405</b>	1:08.789	93.1	28:24.775
7	1	5:00.744 <b>B</b>	1:21.434	2:09.239	1:30.071	83.8	33:25.519

66		1. Gareth BURNETT		ALTA Sports PW5			
1	1	4:28.031	1:22.071	1:59.771	1:06.189	92.4	4:28.031
2	1	3:57.458	1:07.990	1:49.142	1:00.326	106.2	8:25.489
3	1	4:05.947 <b>B</b>	1:06.911	1:48.525	1:10.511	102.5	12:31.436
4	1	11:48.811	9:01.771	1:46.307	1:00.733	35.6	24:20.247
5	1	4:01.274	1:05.416	1:47.041	1:08.817	104.5	28:21.521
6	1	<b>3:46.353</b>	<b>1:03.200</b>	<b>1:44.780</b>	<b>58.373</b>	111.4	32:07.874

69		1. Andrew HALL 2. Michael GRANT-PETERKIN		FRAZER NASH Supersports PW1			
1	1	4:48.412	1:41.423	1:59.575	1:07.414	85.9	4:48.412
2	1	4:15.114	1:14.702	1:55.326	1:05.086	98.8	9:03.526
3	1	4:07.030	1:14.396	1:49.677	<b>1:02.957</b>	102.1	13:10.556
4	1	4:13.490 <b>B</b>	1:11.913	<b>1:49.409</b>	1:12.168	99.5	17:24.046
5	1	5:11.801	2:12.557	1:54.767	1:04.477	80.9	22:35.847
6	1	<b>4:06.561</b>	<b>1:11.722</b>	1:50.980	1:03.859	102.3	26:42.408
7	1	4:07.258	1:12.147	1:51.564	1:03.547	102.0	30:49.666

71		1. Till BECHTOLSHEIMER		TALBOT LAGO T150C PW7			
1	1	29:29.679	...	2:04.676	1:09.172	14.0	29:29.679
2	1	<b>4:12.468</b>	<b>1:12.308</b>	<b>1:56.178</b>	<b>1:03.982</b>	99.9	33:42.147

72		1. Angus FROST 2. James EDWARDS		MORGAN Super Aero PW1			
1	1	4:43.632	1:38.022	1:58.486	1:07.124	87.3	4:43.632
2	1	4:09.885	<b>1:12.115</b>	1:53.875	<b>1:03.895</b>	100.9	8:53.517
3	1	<b>4:07.409</b>	1:12.665	<b>1:50.560</b>	1:04.184	101.9	13:00.926
4	1	4:18.524 <b>B</b>	1:12.885	1:50.824	1:14.815	97.5	17:19.450
5	1	4:50.369	1:52.942	1:53.148	1:04.279	86.8	22:09.819
6	1	4:09.716	1:12.838	1:51.962	1:04.916	101.0	26:19.535
7	1	4:08.197	1:12.423	1:51.634	1:04.140	101.6	30:27.732

77		1. Martin HALUSA		ALFA ROMEO8C 2300 Zagato Spyder PW6			
1	1	4:10.857	1:03.187	2:01.198	1:06.472	98.8	4:10.857
2	1	4:11.122	1:12.703	1:54.985	1:03.434	100.4	8:21.979
3	1	4:03.710	1:09.278	1:52.505	1:01.927	103.5	12:25.689
4	1	4:01.432	1:09.043	1:50.724	1:01.665	104.4	16:27.121
5	1	3:59.570	1:08.262	1:50.728	1:00.580	105.2	20:26.691
6	1	3:58.225	1:08.281	<b>1:49.157</b>	1:00.787	105.8	24:24.916
7	1	3:59.715	1:07.715	1:50.400	1:01.600	105.2	28:24.631
8	1	<b>3:56.787</b>	<b>1:07.288</b>	1:49.186	<b>1:00.313</b>	106.5	32:21.418

90		1. Luc SLUIPEN		TALBOT A090 PW2			
1	1	5:07.184	1:32.885	2:15.817	1:18.482	80.7	5:07.184
2	1	4:55.297	1:26.033	2:13.213	1:16.051	85.4	10:02.481
3	1	4:55.998	1:26.724	2:14.224	1:15.050	85.2	14:58.479
4	1	4:49.472	1:25.582	2:09.426	1:14.464	87.1	19:47.951
5	1	4:47.772	1:23.502	2:07.314	1:16.956	87.6	24:35.723
6	1	<b>4:43.976</b>	1:23.738	<b>2:06.346</b>	<b>1:13.892</b>	88.8	29:19.699
7	1	4:46.250	<b>1:23.498</b>	2:07.600	1:15.152	88.1	34:05.949



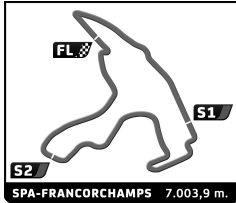


GRAF VON FABER-CASTELL



**GRID 9**

Pre-War  
Sports Cars



### Pre-War Sports Cars [MRL]

### SPA SIX HOURS

Race (40')

### Starting Grid

5:12.178	<b>Marian STOCH</b>	47	- 16 -		
4:44.153	<b>Vivian BUSH</b>	10	- 15 -	18	4:45.615 <b>Guy NORTHAM</b>
4:30.784	<b>Stephan RETTENMAIER</b>	58	- 14 -	90	4:43.976 <b>Luc SLIJPEN</b>
4:26.017	<b>Smith FREDDIE</b>	17	- 13 -	34	4:28.599 <b>William ELBOURN (SNR)</b>
4:23.183	<b>Trevor SWETE</b>	31	- 12 -	50	4:23.707 <b>Graham GOODWIN</b>
4:19.880	<b>Susan SHOOSMITH</b>	49	- 11 -	2	4:21.792 <b>Martin OVERINGTON</b>
4:11.796	<b>Edward BRADLEY</b>	5	- 10 -	71	4:12.468 <b>Till BECHTOLSHEIMER</b>
4:08.120	<b>Richard ILIFFE</b>	29	- 9 -	16	4:10.148 <b>John MACKINNON</b>
4:07.409	<b>Angus FROST</b>	72	- 8 -	21	4:07.468 <b>Alan MIDDLETON</b>
4:06.558	<b>Alexander HEWITSON</b>	53	- 7 -	69	4:06.561 <b>Andrew HALL</b>
4:04.321	<b>Steven SMITH</b>	55	- 6 -	7	4:06.511 <b>Heinz STAMM</b>
3:59.350	<b>Clive MORLEY</b>	4	- 5 -	20	4:01.139 <b>Michael BIRCH</b>
3:55.822	<b>Charles MAEERS</b>	24	- 4 -	77	3:56.787 <b>Martin HALUSA</b>
3:51.138	<b>Frederic WAKEMAN</b>	11	- 3 -	9	3:55.527 <b>Richard HUDSON</b>
3:45.136	<b>Susan DARBYSHIRE</b>	35	- 2 -	66	3:46.353 <b>Gareth BURNETT</b>
3:43.158	<b>Robin TULUIE</b>	25	- 1 -	39	3:43.876 <b>Oliver LLEWELLYN</b>

Pole



Stewards

Timekeeper:

Alberto Estébanez








GRAF VON FABER-CASTELL



**GRID 9**

Pre-War  
Sports Cars



**Pre-War Sports Cars [MRL]**  
**SPA SIX HOURS**  
Race ((40'))

**Final Classification**

Drivers	Team	Vehicle	Class	Laps	Total Time	Gap	Kph	Best Lap	
								Lap	Time Kph
1 25 R. TULUIE		MENASCO Pirate	PW SP	11	<b>41:21.113</b>	-	111.6	2	<b>3:24.339</b> 123.4
2 66 G. BURNETT		ALTA Sports	PW5	11	<b>41:40.261</b>	+19.148	110.8	2	<b>3:22.968</b> 124.2
3 35 S. DARBYSHIRE/E. CAMERON		MORGAN Super Aero	PW1	11	<b>42:14.284</b>	+53.171	109.3	2	<b>3:33.828</b> 117.9
4 11 F. WAKEMAN/P. BLAKENEY-EDWARDS		FRAZER NASH Super Sports	PW1	11	<b>42:36.525</b>	+1:15.412	108.3	2	<b>3:33.640</b> 118.0
5 20 M. BIRCH		TALBOT AV105 Brooklands JJ93	PW7	11	<b>43:15.475</b>	+1:54.362	106.7	2	<b>3:29.365</b> 120.4
6 9 R. HUDSON/S. MORLEY		BENTLEY 3/4e	PW3	11	<b>44:10.530</b>	+2:49.417	104.5	2	<b>3:43.163</b> 113.0
7 77 M. HALUSA		ALFA ROMEO8C 2300 Zagato Spyder	PW6	11	<b>44:15.029</b>	+2:53.916	104.3	2	<b>3:45.643</b> 111.7
8 4 C. MORLEY/D. WILTSHIRE		BENTLEY 3/4e	PW3	11	<b>45:03.085</b>	+3:41.972	102.4	2	<b>3:40.525</b> 114.3
9 21 A. MIDDLETON		ASTON MARTIN Speed Red Dragon	PW5	11	<b>45:18.453</b>	+3:57.340	101.9	2	<b>3:50.506</b> 109.4
10 29 R. ILIFFE		RILEY Kestrel Sports	PW SP	11	<b>45:20.333</b>	+3:59.220	101.8	2	<b>3:49.177</b> 110.0
11 39 O. LLEWELLYN/T. LLEWELLYN		BENTLEY 3/8	PW SP	10	<b>41:24.158</b>	1 Lap	101.3	10	<b>3:41.410</b> 113.9
12 7 H. STAMM		ASTON MARTIN 2 Litre Speed	PW5	10	<b>41:27.212</b>	1 Lap	101.2	1	<b>3:41.087</b> 109.1
13 53 A. HEWITSON/C. WOLSTENHOLME		RILEY 12/4 TT Sprite Rep	PW SP	10	<b>41:53.308</b>	1 Lap	100.1	2	<b>3:47.999</b> 110.6
14 2 M. OVERINGTON		BENTLEY 4.5 Blower	PW3	10	<b>42:21.394</b>	1 Lap	99.0	2	<b>3:55.283</b> 107.2
15 16 J. MACKINNON		BENTLEY 3 litre Tourer	PW2	10	<b>42:21.928</b>	1 Lap	99.0	2	<b>3:55.946</b> 106.9
16 49 S. SHOOSMITH/G. MC COSH		BENTLEY 3/4e	PW3	10	<b>43:21.677</b>	1 Lap	96.7	2	<b>4:04.798</b> 103.0
17 31 T. SWETE		INVICTA S-type	PW7	10	<b>43:53.622</b>	1 Lap	95.6	2	<b>3:56.967</b> 106.4
18 5 E. BRADLEY		ASTON MARTIN Ulster	PW4	10	<b>44:48.394</b>	1 Lap	93.6	2	<b>4:06.556</b> 102.3
19 34 W. ELBOURN (SNR)/W. ELBOURN		BENTLEY 3/4e	PW3	10	<b>45:15.598</b>	1 Lap	92.7	2	<b>4:17.554</b> 97.9
20 17 S. FREDDIE		DELAHAYE 135CS	PW7	9	<b>41:58.999</b>	2 Laps	89.9	2	<b>4:18.504</b> 97.5
21 58 S. RETTENMAIER		ALFA ROMEO8C 2300 LM	PW6	9	<b>42:07.733</b>	2 Laps	89.6	2	<b>4:18.286</b> 97.6
22 18 G. NORTHAM		BENTLEY 4e	PW3	9	<b>43:32.684</b>	2 Laps	86.7	2	<b>4:32.525</b> 92.5
23 10 V. BUSH/R. WELCH		BENTLEY 3 litre	PW2	9	<b>43:49.785</b>	2 Laps	86.1	8	<b>4:32.641</b> 92.5
24 90 L. SLIJPEN		TALBOT A090	PW2	9	<b>44:17.123</b>	2 Laps	85.2	8	<b>4:43.675</b> 88.9
25 47 M. STOCH/J. POTOCKI		ASTON MARTIN International	PW4	8	<b>42:56.357</b>	3 Laps	78.1	2	<b>5:02.578</b> 83.3
26 24 C. MAEERS/C. MAEERS		GN Parker Special	PW SP	7	<b>30:50.883</b>	4 Laps	95.1	2	<b>3:21.399</b> 125.2
27 55 S. SMITH/E. WILLIAMS		FRAZER NASH TT Rep	PW4	6	<b>23:38.565</b>	5 Laps	106.3	2	<b>3:34.960</b> 117.3
28 72 A. FROST/J. EDWARDS		MORGAN Super Aero	PW1	5	<b>20:20.672</b>	6 Laps	102.9	2	<b>3:54.123</b> 107.7
29 71 T. BECHTOLSHEIMER		TALBOT LAGO T150C	PW7	3	<b>13:41.135</b>	8 Laps	91.6	2	<b>4:26.306</b> 94.7
30 69 A. HALL/M. GRANT-PETERKIN		FRAZER NASH Supersports	PW1	2	<b>7:34.999</b>	9 Laps	109.9	2	<b>3:48.725</b> 110.2
31 50 G. GOODWIN		DELAHAYE 135CS	PW7	1	<b>5:00.576</b>	10 Laps	82.4		

<b>Pole Position</b>		R. TULUIE	<b>3:43.158</b>	113.0 Kph
<b>Fastest Lap</b>	Lap 2	Charles MAEERS	<b>3:21.399</b>	125.2 Kph

Published at: .....

Track Status: **WET**

<b>Stewards</b>	<b>Timekeeper:</b> Alberto Estébanez
-----------------	---








GRAF VON FABER-CASTELL



**GRID 9**

Pre-War  
Sports Cars



## Pre-War Sports Cars [MRL] SPA SIX HOURS Race

### Final Classification by Class

Nr. Drivers	Team	Car	Laps	Total Time	Gap	Kph	Best Lap	
							Lap	Time Kph
<b>PW SP</b>								
1	25 R. TULUIE	MENASCO Pirate	11	<b>41:21.113</b>		111.6	2	<b>3:24.339</b> 123.4
2	29 R. ILIFFE	RILEY Kestrel Sports	11	<b>45:20.333</b>	+3'59.220	101.8	2	<b>3:49.177</b> 110.0
3	39 O. LLEWELLYN / T. LLEWELLYN	BENTLEY '3/8	10	<b>41:24.158</b>	1 Laps	101.3	10	<b>3:41.410</b> 113.9
4	53 A. HEWITSON / C. WOLSTENHOLME	RILEY 12/4 TT Sprite Rep	10	<b>41:53.308</b>	1 Laps	100.1	2	<b>3:47.999</b> 110.6
5	24 C. MAEERS / C. MAEERS	GN Parker Special	7	<b>30:50.883</b>	4 Laps	95.1	2	<b>3:21.399</b> 125.2
<b>PW1</b>								
1	35 S. DARBYSHIRE / E. CAMERON	MORGAN Super Aero	11	<b>42:14.284</b>		109.3	2	<b>3:33.828</b> 117.9
2	11 F. WAKEMAN / P. BLAKENEY-EDWARDS	FRAZER NASH Super Sports	11	<b>42:36.525</b>	+22.241	108.3	2	<b>3:33.640</b> 118.0
3	72 A. FROST / J. EDWARDS	MORGAN Super Aero	5	<b>20:20.672</b>	6 Laps	102.9	2	<b>3:54.123</b> 107.7
4	69 A. HALL / M. GRANT-PETERKIN	FRAZER NASH Supersports	2	<b>7:34.999</b>	9 Laps	109.9	2	<b>3:48.725</b> 110.2
<b>PW2</b>								
1	16 J. MACKINNON	BENTLEY 3 litre Tourer	10	<b>42:21.928</b>		99.0	2	<b>3:55.946</b> 106.9
2	10 V. BUSH / R. WELCH	BENTLEY 3 litre	9	<b>43:49.785</b>	1 Laps	86.1	8	<b>4:32.641</b> 92.5
3	90 L. SLIPEN	TALBOT A090	9	<b>44:17.123</b>	1 Laps	85.2	8	<b>4:43.675</b> 88.9
<b>PW3</b>								
1	9 R. HUDSON / S. MORLEY	BENTLEY 3/4c	11	<b>44:10.530</b>		104.5	2	<b>3:43.163</b> 113.0
2	4 C. MORLEY / D. WILTSHIRE	BENTLEY 3/4c	11	<b>45:03.085</b>	+52.555	102.4	2	<b>3:40.525</b> 114.3
3	2 M. OVERINGTON	BENTLEY 4.5 Blower	10	<b>42:21.394</b>	1 Laps	99.0	2	<b>3:55.283</b> 107.2
4	49 S. SHOOSMITH / G. MC COSH	BENTLEY 3/4c	10	<b>43:21.677</b>	1 Laps	96.7	2	<b>4:04.798</b> 103.0
5	34 W. ELBOURN (SNR) / W. ELBOURN	BENTLEY 3/4c	10	<b>45:15.598</b>	1 Laps	92.7	2	<b>4:17.554</b> 97.9
6	18 G. NORTHAM	BENTLEY 4c	9	<b>43:32.684</b>	2 Laps	86.7	2	<b>4:32.525</b> 92.5
<b>PW4</b>								
1	5 E. BRADLEY	ASTON MARTIN Ulster	10	<b>44:48.394</b>		93.6	2	<b>4:06.556</b> 102.3
2	47 M. STOCH / J. POTOCKI	ASTON MARTIN International	8	<b>42:56.357</b>	2 Laps	78.1	2	<b>5:02.578</b> 83.3
3	55 S. SMITH / E. WILLIAMS	FRAZER NASH TT Rep	6	<b>23:38.565</b>	4 Laps	106.3	2	<b>3:34.960</b> 117.3
<b>PW5</b>								
1	66 G. BURNETT	ALTA Sports	11	<b>41:40.261</b>		110.8	2	<b>3:22.968</b> 124.2
2	21 A. MIDDLETON	ASTON MARTIN Speed 'Red Dragon'	11	<b>45:18.453</b>	+3'38.192	101.9	2	<b>3:50.506</b> 109.4
3	7 H. STAMM	ASTON MARTIN 2 Litre Speed	10	<b>41:27.212</b>	1 Laps	101.2	2	<b>3:51.087</b> 109.1
<b>PW6</b>								
1	77 M. HALUSA	ALFA ROMEO8C 2300 Zagato Spyder	11	<b>44:15.029</b>		104.3	2	<b>3:45.643</b> 111.7
2	58 S. RETTENMAIER	ALFA ROMEO8C 2300 LM	9	<b>42:07.733</b>	2 Laps	89.6	2	<b>4:18.286</b> 97.6
<b>PW7</b>								
1	20 M. BIRCH	TALBOT AV105 Brooklands JJ93	11	<b>43:15.475</b>		106.7	2	<b>3:29.365</b> 120.4
2	31 T. SWETE	INVICTA S-type	10	<b>43:53.622</b>	1 Laps	95.6	2	<b>3:56.967</b> 106.4
3	17 S. FREDDIE	DELAHAYE 135CS	9	<b>41:58.999</b>	2 Laps	89.9	2	<b>4:18.504</b> 97.5
4	71 T. BECHTOLSHEIMER	TALBOT LAGO T150C	3	<b>13:41.135</b>	8 Laps	91.6	2	<b>4:26.306</b> 94.7
5	50 G. GOODWIN	DELAHAYE 135CS	1	<b>5:00.576</b>	10 Laps	82.4		

Published at: .....

Track Status: **WET**

<b>Stewards</b>	<b>Timekeeper:</b> Alberto Estébanez
-----------------	---






GRAF VON FABER-CASTELL



**GRID 9**

Pre-War  
Sports Cars



## Pre-War Sports Cars [MRL]

### SPA SIX HOURS

#### Race

#### Final Classification by Group

Nr. Drivers	Team	Car	Laps	Total Time	Gap	Kph	Best Lap	
							Lap	Time Kph
<b>1</b>								
1 66 G. BURNETT		ALTA Sports	11	<b>41:40.261</b>		110.8	2	<b>3:22.968</b> 124.2
2 35 S. DARBYSHIRE / E. CAMERON		MORGAN Super Aero	11	<b>42:14.284</b>	+34.023	109.3	2	<b>3:33.828</b> 117.9
3 11 F. WAKEMAN / P. BLAKENEY-EDWARDS		FRAZER NASH Super Sports	11	<b>42:36.525</b>	+56.264	108.3	2	<b>3:33.640</b> 118.0
4 20 M. BIRCH		TALBOT AV105 Brooklands JJ93	11	<b>43:15.475</b>	+1'35.214	106.7	2	<b>3:29.365</b> 120.4
5 9 R. HUDSON / S. MORLEY		BENTLEY 3/4«	11	<b>44:10.530</b>	+2'30.269	104.5	2	<b>3:43.163</b> 113.0
6 77 M. HALUSA		ALFA ROMEO8C 2300 Zagato Spyder	11	<b>44:15.029</b>	+2'34.768	104.3	2	<b>3:45.643</b> 111.7
7 4 C. MORLEY / D. WILTSHIRE		BENTLEY 3/4«	11	<b>45:03.085</b>	+3'22.824	102.4	2	<b>3:40.525</b> 114.3
8 21 A. MIDDLETON		ASTON MARTIN Speed Red Dragon	11	<b>45:18.453</b>	+3'38.192	101.9	2	<b>3:50.506</b> 109.4
9 7 H. STAMM		ASTON MARTIN 2 Litre Speed	10	<b>41:27.212</b>		1 Laps 101.2	2	<b>3:51.087</b> 109.1
10 2 M. OVERINGTON		BENTLEY 4.5 Blower	10	<b>42:21.394</b>		1 Laps 99.0	2	<b>3:55.283</b> 107.2
11 16 J. MACKINNON		BENTLEY 3 litre Tourer	10	<b>42:21.928</b>		1 Laps 99.0	2	<b>3:55.946</b> 106.9
12 49 S. SHOOSMITH / G. MC COSH		BENTLEY 3/4«	10	<b>43:21.677</b>		1 Laps 96.7	2	<b>4:04.798</b> 103.0
13 31 T. SWETE		INVICTA S-type	10	<b>43:53.622</b>		1 Laps 95.6	2	<b>3:56.967</b> 106.4
14 5 E. BRADLEY		ASTON MARTIN Ulster	10	<b>44:48.394</b>		1 Laps 93.6	2	<b>4:06.556</b> 102.3
15 34 W. ELBOURN (SNR) / W. ELBOURN		BENTLEY 3/4«	10	<b>45:15.598</b>		1 Laps 92.7	2	<b>4:17.554</b> 97.9
16 17 S. FREDDIE		DELAHAYE 135CS	9	<b>41:58.999</b>		2 Laps 89.9	2	<b>4:18.504</b> 97.5
17 58 S. RETTENMAIER		ALFA ROMEO8C 2300 LM	9	<b>42:07.733</b>		2 Laps 89.6	2	<b>4:18.286</b> 97.6
18 18 G. NORTHAM		BENTLEY 4«	9	<b>43:32.684</b>		2 Laps 86.7	2	<b>4:32.525</b> 92.5
19 10 V. BUSH / R. WELCH		BENTLEY 3 litre	9	<b>43:49.785</b>		2 Laps 86.1	8	<b>4:32.641</b> 92.5
20 90 L. SLIJPEN		TALBOT A090	9	<b>44:17.123</b>		2 Laps 85.2	8	<b>4:43.675</b> 88.9
21 47 M. STOCH / J. POTOCKI		ASTON MARTIN International	8	<b>42:56.357</b>		3 Laps 78.1	2	<b>5:02.578</b> 83.3
22 55 S. SMITH / E. WILLIAMS		FRAZER NASH TT Rep	6	<b>23:38.565</b>		5 Laps 106.3	2	<b>3:34.960</b> 117.3
23 72 A. FROST / J. EDWARDS		MORGAN Super Aero	5	<b>20:20.672</b>		6 Laps 102.9	2	<b>3:54.123</b> 107.7
24 71 T. BECHTOLSHEIMER		TALBOT LAGO T150C	3	<b>13:41.135</b>		8 Laps 91.6	2	<b>4:26.306</b> 94.7
25 69 A. HALL / M. GRANT-PETERKIN		FRAZER NASH Supersports	2	<b>7:34.999</b>		9 Laps 109.9	2	<b>3:48.725</b> 110.2
26 50 G. GOODWIN		DELAHAYE 135CS	1	<b>5:00.576</b>		10 Laps 82.4		
<b>2</b>								
1 25 R. TULUIE		MENASCO Pirate	11	<b>41:21.113</b>		111.6	2	<b>3:24.339</b> 123.4
2 29 R. ILIFFE		RILEY Kestrel Sports	11	<b>45:20.333</b>	+3'59.220	101.8	2	<b>3:49.177</b> 110.0
3 39 O. LLEWELLYN / T. LLEWELLYN		BENTLEY '3/8	10	<b>41:24.158</b>		1 Laps 101.3	10	<b>3:41.410</b> 113.9
4 53 A. HEWITSON / C. WOLSTENHOLME		RILEY 12/4 TT Sprite Rep	10	<b>41:53.308</b>		1 Laps 100.1	2	<b>3:47.999</b> 110.6
5 24 C. MAEERS / C. MAEERS		GN Parker Special	7	<b>30:50.883</b>		4 Laps 95.1	2	<b>3:21.399</b> 125.2

Published at: .....

Track Status: **WET**

<b>Stewards</b>	<b>Timekeeper:</b> Alberto Estébanez
-----------------	---






GRAF VON FABER-CASTELL



**GRID 9**

Pre-War  
Sports Cars



# Pre-War Sports Cars [MRL] SPA SIX HOURS Race

## Lap Chart

### LAP


Nr	Pos	Grid	LAP											
			1	2	3	4	5	6	7	8	9	10	11	
25	<b>1</b>	25	39	25	25	25	25	25	66	66	25	25	25	25
39	<b>2</b>	39	25	24	24	24	66	25	25	66	66	66	66	66
35	<b>3</b>	35	24	66	66	66	24	35	35	35	35	35	35	35
66	<b>4</b>	66	66	20	35	35	35	11	11	11	11	11	11	11
11	<b>5</b>	11	35	35	20	11	11	20	20	20	20	20	20	20
9	<b>6</b>	9	11	11	11	20	20	55	77	77	77	77	77	9
24	<b>7</b>	24	20	55	4	4	55	4	4	9	9	9	9	77
77	<b>8</b>	77	4	4	55	55	4	24	29	4	4	4	4	4
4	<b>9</b>	4	9	9	77	77	77	29	9	29	29	21	21	21
20	<b>10</b>	20	55	77	53	53	53	7	53	7	21	29	29	29
55	<b>11</b>	55	77	53	9	29	29	77	7	21	7	39	39	39
7	<b>12</b>	7	53	69	7	7	7	21	21	53	53	7	7	7
53	<b>13</b>	53	69	7	29	72	21	9	2	39	39	53	53	53
69	<b>14</b>	69	7	29	21	21	72	53	16	2	2	2	2	2
72	<b>15</b>	72	29	21	72	9	9	2	39	16	16	16	16	16
21	<b>16</b>	21	21	72	16	16	16	16	49	49	49	49	49	49
29	<b>17</b>	29	72	2	2	2	5	5	24	31	31	31	31	31
16	<b>18</b>	16	2	16	31	5	2	39	31	5	5	5	5	5
5	<b>19</b>	5	16	31	5	31	39	49	5	34	34	34	34	34
71	<b>20</b>	71	31	49	49	49	31	31	34	17	17	17	17	17
49	<b>21</b>	49	5	5	17	39	49	34	17	58	58	58	58	58
2	<b>22</b>	2	49	17	58	34	34	17	58	18	18	18	18	18
31	<b>23</b>	31	17	58	34	58	58	58	18	10	10	10	10	10
50	<b>24</b>	50	58	39	71	17	17	18	10	90	90	90	90	90
17	<b>25</b>	17	34	34	39	18	18	90	90	47	47	47	47	47
34	<b>26</b>	34	71	71	18	10	90	10	47	47	47	47	47	47
58	<b>27</b>	58	18	18	90	90	10	47	47	47	47	47	47	47
90	<b>28</b>	90	90	90	10	47	47	47	47	47	47	47	47	47
10	<b>29</b>	10	50	10	47	47	47	47	47	47	47	47	47	47
18	<b>30</b>	18	10	47	47	47	47	47	47	47	47	47	47	47
47	<b>31</b>	47	47	47	47	47	47	47	47	47	47	47	47	47





# GRID 9

## Pre-War Sports Cars



### Pre-War Sports Cars [MRL] SPA SIX HOURS Race

### Best Sector Times

SECTOR 1			SECTOR 2			SECTOR 3			Pos	Team	Cl	Ideal Lap	Best Lap
Pos	Driver	Time	Driver	Time	Driver	Time							
1	25 R.TULUIE	57.260	24 C.MAEERS	1:28.052	39 T.LLEWELLYN	50.110	1	25	PW SP	3:17.581	3:24.339	(3)	
2	24 C.MAEERS	58.606	39 T.LLEWELLYN	1:29.425	25 R.TULUIE	50.250	2	24	PW SP	3:18.613	3:21.399	(1)	
3	66 G.BURNETT	59.151	25 R.TULUIE	1:30.071	24 C.MAEERS	51.955	3	39	PW SP	3:18.967	3:41.410	(9)	
4	39 T.LLEWELLYN	59.432	66 G.BURNETT	1:31.050	66 G.BURNETT	52.123	4	66	PW5	3:22.324	3:22.968	(2)	
5	20 M.BIRCH	1:00.775	11 F.WAKEMAN	1:31.478	20 M.BIRCH	53.343	5	20	PW7	3:27.265	3:29.365	(4)	
6	35 E.CAMERON	1:02.048	35 E.CAMERON	1:33.139	35 E.CAMERON	54.770	6	35	PW1	3:29.957	3:33.828	(6)	
7	4 C.MORLEY	1:03.184	20 M.BIRCH	1:33.147	11 F.WAKEMAN	54.820	7	11	PW1	3:29.974	3:33.640	(5)	
8	11 F.WAKEMAN	1:03.676	55 E.WILLIAMS	1:33.505	55 E.WILLIAMS	56.421	8	55	PW4	3:34.063	3:34.960	(7)	
9	55 E.WILLIAMS	1:04.137	4 C.MORLEY	1:35.339	4 C.MORLEY	56.661	9	4	PW3	3:35.184	3:40.525	(8)	
10	77 M.HALUSA	1:04.643	69 A.HALL	1:36.664	77 M.HALUSA	57.499	10	69	PW1	3:40.683	3:48.725	(13)	
11	53 A.HEWITSON	1:05.102	9 R.HUDSON	1:37.445	9 R.HUDSON	57.826	11	9	PW3	3:40.889	3:43.163	(10)	
12	21 A.MIDDLETON	1:05.350	7 H.STAMM	1:38.015	53 A.HEWITSON	58.388	12	77	PW6	3:42.221	3:45.643	(11)	
13	71 T.BECHTOLSHEIMER	1:05.403	53 A.HEWITSON	1:39.116	69 A.HALL	58.438	13	53	PW SP	3:42.606	3:47.999	(12)	
14	69 A.HALL	1:05.581	77 M.HALUSA	1:40.079	29 R.ILIFFE	58.832	14	7	PW5	3:46.298	3:51.087	(16)	
15	9 R.HUDSON	1:05.618	16 J.MACKINNON	1:40.275	71 T.BECHTOLSHEIMER	58.938	15	29	PW SP	3:47.938	3:49.177	(14)	
16	29 R.ILIFFE	1:05.764	31 T.SWETE	1:42.631	21 A.MIDDLETON	59.281	16	21	PW5	3:48.106	3:50.506	(15)	
17	2 M.OVERINGTON	1:06.390	29 R.ILIFFE	1:43.342	7 H.STAMM	59.389	17	71	PW7	3:49.233	4:26.306	(26)	
18	31 T.SWETE	1:08.172	21 A.MIDDLETON	1:43.475	72 A.FROST	1:01.132	18	2	PW3	3:52.161	3:55.283	(18)	
19	72 A.FROST	1:08.519	72 A.FROST	1:43.647	2 M.OVERINGTON	1:02.106	19	31	PW7	3:53.207	3:56.967	(20)	
20	7 H.STAMM	1:08.894	2 M.OVERINGTON	1:43.665	31 T.SWETE	1:02.404	20	72	PW1	3:53.298	3:54.123	(17)	
21	16 J.MACKINNON	1:11.287	5 E.BRADLEY	1:44.725	58 S.RETTENMAIER	1:02.698	21	16	PW2	3:55.017	3:55.946	(19)	
22	49 G.MC COSH	1:11.515	71 T.BECHTOLSHEIMER	1:44.892	49 G.MC COSH	1:02.740	22	49	PW3	4:00.784	4:04.798	(21)	
23	58 S.RETTENMAIER	1:11.658	49 G.MC COSH	1:46.529	16 J.MACKINNON	1:03.455	23	5	PW4	4:01.268	4:06.556	(22)	
24	5 E.BRADLEY	1:12.155	17 S.FREDDIE	1:48.646	17 S.FREDDIE	1:03.717	24	17	PW7	4:06.083	4:18.504	(25)	
25	17 S.FREDDIE	1:13.720	34 W.ELBOURN (SNR)	1:51.590	5 E.BRADLEY	1:04.388	25	58	PW6	4:06.420	4:18.286	(24)	
26	34 W.ELBOURN (SNR)	1:15.079	58 S.RETTENMAIER	1:52.064	34 W.ELBOURN (SNR)	1:07.286	26	34	PW3	4:13.955	4:17.554	(23)	
27	18 G.NORTHAM	1:20.419	50 G.GOODWIN	1:54.316	18 G.NORTHAM	1:09.991	27	18	PW3	4:25.074	4:32.525	(27)	
28	90 L.SLIJPEN	1:22.993	10 V.BUSH	1:54.619	90 L.SLIJPEN	1:11.552	28	10	PW2	4:32.189	4:32.641	(28)	
29	10 V.BUSH	1:24.039	18 G.NORTHAM	1:54.664	10 V.BUSH	1:13.531	29	90	PW2	4:33.193	4:43.675	(29)	
30	47 M.STOCH	1:27.720	90 L.SLIJPEN	1:58.648	47 M.STOCH	1:18.052	30	47	PW4	4:48.468	5:02.578	(30)	






GRAF VON FABER-CASTELL



**GRID 9**

Pre-War  
Sports Cars



## Pre-War Sports Cars [MRL]

### SPA SIX HOURS

After Race

Event maximum speed

Team	Car	Class	Driver	Top Speed	Lap	Session
35	MORGAN Super Aero	PW1	Ewan CAMERON	159.1	3	Race
66	ALTA Sports	PW5	Gareth BURNETT	157.4	7	Race
24	GN Parker Special	PW SP	Charles MAEERS	156.3	2	Race
25	MENASCO Pirate	PW SP	Robin TULUIE	156.3	7	Qualifying
39	BENTLEY '3/8	PW SP	Oliver LLEWELLYN	156.1	3	Qualifying
20	TALBOT AV105 Brooklands JJ93	PW7	Michael BIRCH	152.3	6	Race
71	TALBOT LAGO T150C	PW7	Till BECHTOLSHEIMER	151.3	2	Race
55	FRAZER NASH TT Rep	PW4	Eddie WILLIAMS	150.8	2	Race
11	FRAZER NASH Super Sports	PW1	Frederic WAKEMAN	149.2	2	Race
21	ASTON MARTIN Speed 'Red Dragon'	PW5	Alan MIDDLETON	145.6	6	Qualifying
4	BENTLEY 3/4«	PW3	Clive MORLEY	143.2	11	Race
7	ASTON MARTIN 2 Litre Speed	PW5	Heinz STAMM	142.5	6	Race
9	BENTLEY 3/4«	PW3	Richard HUDSON	142.1	10	Race
53	RILEY 12/4 TT Sprite Rep	PW SP	Alexander HEWITSON	139.7	2	Race
29	RILEY Kestrel Sports	PW SP	Richard ILIFFE	139.0	2	Race
2	BENTLEY 4.5 Blower	PW3	Martin OVERINGTON	138.8	9	Race
69	FRAZER NASH Supersports	PW1	Andrew HALL	138.6	2	Race
31	INVICTA S-type	PW7	Trevor SWETE	136.0	2	Race
72	MORGAN Super Aero	PW1	Angus FROST	136.0	2	Race
77	ALFA ROMEO8C 2300 Zagato Spyder	PW6	Martin HALUSA	133.3	10	Race
5	ASTON MARTIN Ulster	PW4	Edward BRADLEY	133.0	4	Race
16	BENTLEY 3 litre Tourer	PW2	John MACKINNON	131.4	2	Race
17	DELAHAYE 135CS	PW7	Smith FREDDIE	129.8	2	Race
34	BENTLEY 3/4«	PW3	William ELBOURN (SNR)	129.8	2	Race
49	BENTLEY 3/4«	PW3	Gerard MC COSH	127.1	9	Race
50	DELAHAYE 135CS	PW7	Graham GOODWIN	122.4	3	Qualifying
58	ALFA ROMEO8C 2300 LM	PW6	Stephan RETTENMAIER	120.7	5	Race
18	BENTLEY 4«	PW3	Guy NORTHAM	118.3	2	Race
90	TALBOT A090	PW2	Luc SLIJPEN	109.5	8	Race
10	BENTLEY 3 litre	PW2	Vivian BUSH	101.9	9	Race
47	ASTON MARTIN International	PW4	Marian STOCH	97.2	4	Race






GRAF VON FABER-CASTELL



GRID 9

Pre-War Sports Cars



Pre-War Sports Cars [MRL] SPA SIX HOURS Race

Analysis by lap

Lapped

Table with 15 columns: Nr, Lap Time, Gap, Nr, Lap Time, Gap, Nr, Lap Time, Gap, Nr, Lap Time, Gap, Nr, Lap Time, Gap. Rows are grouped by lap (Lap 1 to Lap 11) and driver performance.





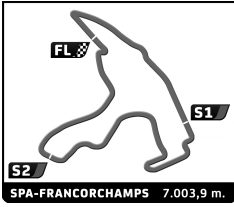


GRAF VON FABER-CASTELL



**GRID 9**

Pre-War  
Sports Cars




# Pre-War Sports Cars [MRL] SPA SIX HOURS Race

Analysis by lap

Lapped

Nr	Lap Time	Gap	Nr	Lap Time	Gap	Nr	Lap Time	Gap	Nr	Lap Time	Gap	Nr	Lap Time	Gap
35	3:48.600	53.171												
2	4:08.849	1 Lap												
16	4:09.000	1 Lap												
11	3:54.693	1:15.412												
47	5:25.929	3 Laps												
20	3:55.608	1:54.362												
49	4:16.345	1 Lap												
18	4:44.828	2 Laps												
10	4:34.015	2 Laps												
31	4:20.841	1 Lap												
9	3:50.366	2:49.417												
77	3:56.242	2:53.916												
90	4:48.074	2 Laps												
5	4:23.633	1 Lap												
4	4:05.818	3:41.972												
34	4:23.309	1 Lap												
21	3:58.819	3:57.340												
29	4:00.187	3:59.220												





### Pre-War Sports Cars [MRL]

### SPA SIX HOURS

### Race

### Pit Stop Analysis


Nr.	In Time	In Driver	Out Time	Out Driver	Pit Time	T. Pit Time	Nr.	In Time	In Driver	Out Time	Out Driver	Pit Time	T. Pit Time
<b>2</b>		BENTLEY 4.5 Blower			PW3	1	<b>31</b>		INVICTA S-type			PW7	1
1	16:21:05.776	M. OVERINGTON	16:21:51.977	M. OVERINGTON	46.201	46.201	1	16:21:32.535	T. SWETE	16:22:25.952	T. SWETE	53.417	53.417
<b>4</b>		BENTLEY 3/4«			PW3	1	<b>34</b>		BENTLEY 3/4«			PW3	1
1	16:28:09.359	C. MORLEY	16:28:59.085	C. MORLEY	49.726	49.726	1	16:27:01.118	W. ELBOURN (SNR)	16:27:55.017	W. ELBOURN (SNR)	53.899	53.899
<b>5</b>		ASTON MARTIN Ulster			PW4	1	<b>35</b>		MORGAN Super Aero			PW1	1
1	16:30:07.904	E. BRADLEY	16:31:00.407	E. BRADLEY	52.503	52.503	1	16:27:13.889	E. CAMERON	16:28:04.377	E. CAMERON	50.488	50.488
<b>9</b>		BENTLEY 3/4«			PW3	1	<b>39</b>		BENTLEY '3/8			PW SP	2
1	16:20:43.401	R. HUDSON	16:21:31.794	R. HUDSON	48.393	48.393	1	16:13:14.762	T. LLEWELLYN	16:14:41.896	T. LLEWELLYN	1:27.134	1:27.134
<b>10</b>		BENTLEY 3 litre			PW2	1	2	16:26:22.494	T. LLEWELLYN	16:27:13.015	T. LLEWELLYN	50.521	2:17.655
1	16:24:41.129	V. BUSH	16:25:36.565	V. BUSH	55.436	55.436	<b>47</b>		ASTON MARTIN International			PW4	1
<b>11</b>		FRAZER NASH Super Sports			PW1	1	1	16:30:05.756	M. STOCH	16:31:17.076	M. STOCH	1:11.320	1:11.320
1	16:27:19.648	F. WAKEMAN	16:28:07.786	F. WAKEMAN	48.138	48.138	<b>49</b>		BENTLEY 3/4«			PW3	1
<b>16</b>		BENTLEY 3 litre Tourer			PW2	1	1	16:21:33.960	G. MC COSH	16:22:27.564	G. MC COSH	53.604	53.604
1	16:25:16.817	J. MACKINNON	16:26:13.263	J. MACKINNON	56.446	56.446	<b>53</b>		RILEY 12/4 TT Sprite Rep			PW SP	2
<b>17</b>		DELAHAYE 135CS			PW7	1	1	16:24:31.940	A. HEWITSON	16:25:27.133	A. HEWITSON	55.193	55.193
1	16:22:33.042	S. FREDDIE	16:23:34.935	S. FREDDIE	1:01.893	1:01.893	<b>55</b>		FRAZER NASH TT Rep			PW4	1
<b>18</b>		BENTLEY 4«			PW3	1	1	16:28:08.079	E. WILLIAMS	16:28:57.509	E. WILLIAMS	49.430	49.430
1	16:28:16.768	G. NORTHAM	16:29:13.188	G. NORTHAM	56.420	56.420	<b>58</b>		ALFA ROMEO8C 2300 LM			PW6	1
<b>20</b>		TALBOT AV105 Brooklands JJ93			PW7	1	1	16:27:18.953	S. RETTENMAIER	16:28:46.452	S. RETTENMAIER	1:27.499	1:27.499
1	16:27:29.629	M. BIRCH	16:28:11.967	M. BIRCH	42.338	42.338	<b>66</b>		ALTA Sports			PW5	1
<b>21</b>		ASTON MARTIN Speed 'Red Dragon'			PW5	1	1	16:30:27.354	G. BURNETT	16:31:08.418	G. BURNETT	41.064	41.064
1	16:29:03.565	A. MIDDLETON	16:29:49.386	A. MIDDLETON	45.821	45.821	<b>72</b>		MORGAN Super Aero			PW1	1
<b>24</b>		GN Parker Special			PW SP	2	1	16:24:50.176	A. FROST	16:25:34.310	A. FROST	44.134	44.134
1	16:22:43.602	C. MAEERS	16:23:41.606	C. MAEERS	58.004	58.004	<b>77</b>		ALFA ROMEO8C 2300 Zagato Spyder			PW6	1
2	16:28:14.498	C. MAEERS	16:30:33.029	C. MAEERS	2:18.531	3:16.535	1	16:24:10.820	M. HALUSA	16:24:56.717	M. HALUSA	45.897	45.897
<b>25</b>		MENASCO Pirate			PW SP	2	<b>90</b>		TALBOT A090			PW2	1
1	16:26:35.150	R. TULUIE	16:27:17.487	R. TULUIE	42.337	42.337	1	16:19:14.701	L. SLIIPEN	16:20:05.118	L. SLIIPEN	50.417	50.417
<b>29</b>		RILEY Kestrel Sports			PW SP	2							
1	16:33:05.671	R. ILIFFE	16:33:55.999	R. ILIFFE	50.328	50.328							





# GRID 9

## Pre-War Sports Cars



### Pre-War Sports Cars [MRL] SPA SIX HOURS Race

### Analysis

Personal Best   Session Best   B Crossing the finish line in pit lane

Lap	D	Time	Sector 1	Sector 2	Sector 3	Kph	Elapsed	Lap	D	Time	Sector 1	Sector 2	Sector 3	Kph	Elapsed						
<b>2</b>		1.Martin OVERINGTON						BENTLEY 4.5 Blower PW3	2	1	<b>3:43.163</b>	<b>1:05.618</b>	1:37.811	59.734	113.0	7:24.688					
	1	4:03.862	1:18.091	<b>1:43.665</b>	<b>1:02.106</b>	101.6	4:03.862	3	1	4:19.246	1:16.729	1:53.924	1:08.593	97.3	11:43.934						
	2	<b>3:55.283</b>	<b>1:06.390</b>	1:44.092	1:04.801	107.2	7:59.145	4	1	4:29.375	<b>B</b> 1:15.431	1:57.373	1:16.571	93.6	16:13.309						
	3	4:14.119	1:11.298	1:55.412	1:07.409	99.2	12:13.264	5	1	4:30.415	1:40.109	1:48.502	1:01.804	93.2	20:43.724						
	4	4:23.305	<b>B</b> 1:10.671	1:56.903	1:15.731	95.8	16:36.569	6	1	4:00.722	1:08.646	1:50.962	1:01.114	104.7	24:44.446						
	5	4:44.714	1:39.805	1:56.658	1:08.251	88.6	21:21.283	7	1	3:55.787	1:07.941	1:46.910	1:00.936	106.9	28:40.233						
	6	4:13.454	1:10.964	1:55.338	1:07.152	99.5	25:34.737	8	1	3:55.703	1:08.964	1:46.026	1:00.713	107.0	32:35.936						
	7	4:14.275	1:10.519	1:55.645	1:08.111	99.2	29:49.012	9	1	3:51.273	1:07.125	1:44.765	59.383	109.0	36:27.209						
	8	4:14.469	1:10.473	1:55.167	1:08.829	99.1	34:03.481	10	1	3:52.955	1:06.551	1:44.052	1:02.352	108.2	40:20.164						
	9	4:09.064	1:10.067	1:53.078	1:05.919	101.2	38:12.545	11	1	3:50.366	1:05.808	1:43.613	1:00.945	109.5	44:10.530						
	10	4:08.849	1:09.880	1:53.653	1:05.316	101.3	42:21.394														
<b>4</b>		1.Clive MORLEY						BENTLEY 3/4« PW3	<b>10</b>		1.Vivian BUSH						BENTLEY 3 litre PW2				
		2.Duncan WILTSHIRE																			
	1	3:37.932	1:05.932	<b>1:35.339</b>	<b>56.661</b>	113.7	3:37.932	1	1	5:03.707	1:46.580	1:59.584	1:17.543	81.6	5:03.707						
	2	<b>3:40.525</b>	<b>1:03.184</b>	1:37.350	59.991	114.3	7:18.457	2	1	4:51.184	1:29.287	2:02.897	1:19.000	86.6	9:54.891						
	3	3:59.359	1:06.648	1:48.949	1:03.762	105.3	11:17.816	3	1	5:02.526	1:31.701	2:09.395	1:21.430	83.3	14:57.417						
	4	4:04.262	1:09.826	1:50.880	1:03.556	103.2	15:22.078	4	1	5:14.294	<b>B</b> 1:32.520	2:11.612	1:30.162	80.2	20:11.711						
	5	4:03.261	1:10.285	1:50.387	1:02.589	103.7	19:25.339	5	1	5:17.316	2:02.008	2:01.358	1:13.950	79.5	25:29.027						
	6	4:14.798	<b>B</b> 1:08.100	1:49.903	1:16.795	99.0	23:40.137	6	1	4:35.905	1:24.334	1:58.037	1:13.534	91.4	30:04.932						
	7	4:48.163	1:42.015	1:56.626	1:09.522	87.5	28:28.300	7	1	4:38.197	1:26.061	1:58.163	1:13.973	90.6	34:43.129						
	8	4:13.068	1:13.175	1:55.528	1:04.365	99.6	32:41.368	8	1	<b>4:32.641</b>	<b>1:24.039</b>	<b>1:54.619</b>	1:13.983	92.5	39:15.770						
	9	4:08.752	1:10.148	1:53.925	1:04.679	101.4	36:50.120	9	1	4:34.015	1:24.186	1:56.298	<b>1:13.531</b>	92.0	43:49.785						
	10	4:07.147	1:11.316	1:51.848	1:03.983	102.0	40:57.267														
	11	4:05.818	1:10.280	1:51.636	1:03.902	102.6	45:03.085														
<b>5</b>		1.Edward BRADLEY						ASTON MARTIN Ulster PW4	<b>11</b>		1.Frederic WAKEMAN						FRAZER NASH Super Sports PW1				
		2.Patrick BLAKENEY-EDWAR																			
	1	4:12.875	1:23.762	<b>1:44.725</b>	<b>1:04.388</b>	98.0	4:12.875	1	1	3:29.866	1:03.568	<b>1:31.478</b>	<b>54.820</b>	118.1	3:29.866						
	2	<b>4:06.556</b>	<b>1:12.155</b>	1:48.602	1:05.799	102.3	8:19.431	2	1	<b>3:33.640</b>	<b>1:03.676</b>	1:34.662	55.302	118.0	7:03.506						
	3	4:13.569	1:12.910	1:53.418	1:07.241	99.4	12:33.000	3	1	3:48.691	1:04.502	1:44.250	59.939	110.3	10:52.197						
	4	4:17.799	1:14.234	1:54.330	1:09.235	97.8	16:50.799	4	1	3:58.087	1:09.258	1:48.443	1:00.386	105.9	14:50.284						
	5	4:18.934	1:14.729	1:55.315	1:08.890	97.4	21:09.733	5	1	3:55.712	1:08.272	1:47.386	1:00.054	107.0	18:45.996						
	6	4:29.910	<b>B</b> 1:15.451			93.4	25:39.643	6	1	4:06.117	<b>B</b> 1:07.715	1:47.777	1:10.625	102.4	22:52.113						
	7	6:00.915	1:48.396			69.9	31:40.558	7	1	4:20.713	1:34.712	1:45.715	1:00.286	96.7	27:12.826						
	8	4:23.098				95.8	36:03.656	8	1	3:50.935	1:05.318	1:45.627	59.990	109.2	31:03.761						
	9	4:21.105				96.6	40:24.761	9	1	3:48.048	1:05.572	1:43.777	58.699	110.6	34:51.809						
	10	4:23.633				95.6	44:48.394	10	1	3:50.023	1:06.623	1:43.071	1:00.329	109.6	38:41.832						
								11	1	3:54.693	1:05.755	1:44.132	1:04.806	107.4	42:36.525						
<b>7</b>		1.Heinz STAMM						ASTON MARTIN 2 Litre Speed PW5	<b>16</b>		1.John MACKINNON						BENTLEY 3 litre Tourer PW2				
		2.Stuart MORLEY																			
	1	3:48.926	1:11.522	<b>1:38.015</b>	<b>59.389</b>	108.2	3:48.926	1	1	4:04.573	1:20.843	<b>1:40.275</b>	<b>1:03.455</b>	101.3	4:04.573						
	2	<b>3:51.087</b>	<b>1:08.894</b>	1:39.824	1:02.369	109.1	7:40.013	2	1	<b>3:55.946</b>	<b>1:11.287</b>	1:40.632	1:04.027	106.9	8:00.519						
	3	4:06.642	1:11.702	1:50.300	1:04.640	102.2	11:46.655	3	1	4:09.104	1:13.514	1:50.040	1:05.550	101.2	12:09.623						
	4	4:16.224	1:13.844	1:57.947	1:04.433	98.4	16:02.879	4	1	4:16.721	1:16.581	1:53.311	1:06.829	98.2	16:26.344						
	5	4:09.055	1:10.544	1:52.447	1:06.064	101.2	20:11.934	5	1	4:23.288	<b>B</b> 1:16.298	1:51.054	1:15.936	95.8	20:49.632						
	6	4:10.264	1:11.801	1:52.767	1:05.696	100.8	24:22.198	6	1	4:48.521	1:50.639	1:52.248	1:05.634	87.4	25:38.153						
	7	4:49.450	1:54.893	1:50.296	1:04.261	87.1	29:11.648	7	1	4:11.504	1:15.428	1:49.806	1:06.270	100.3	29:49.657						
	8	4:04.785	1:10.912	1:50.291	1:03.582	103.0	33:16.433	8	1	4:14.141	1:13.312	1:51.501	1:09.328	99.2	34:03.798						
	9	4:04.487	1:09.993	1:50.720	1:03.774	103.1	37:20.920	9	1	4:09.130	1:14.251	1:49.133	1:05.746	101.2	38:12.928						
	10	4:06.292	1:13.375	1:48.478	1:04.439	102.4	41:27.212	10	1	4:09.000	1:13.294	1:49.972	1:05.734	101.3	42:21.928						
<b>9</b>		1.Richard HUDSON						BENTLEY 3/4« PW3	<b>17</b>		1.Smith FREDDIE						DELAHAYE 135CS PW7				
		2.Stuart MORLEY																			
	1	3:41.525	1:06.254	<b>1:37.445</b>	<b>57.826</b>	111.8	3:41.525	1	1	4:21.186	1:28.823	<b>1:48.646</b>	<b>1:03.717</b>	94.9	4:21.186						
	2							2	1	<b>4:18.504</b>	<b>1:13.720</b>	1:54.499	1:10.285	97.5	8:39.690						
	3							3	1	4:34.688	1:20.062	2:03.303	1:11.323	91.8	13:14.378						
	4							4	1	4:51.424	<b>B</b> 1:18.207	2:06.757	1:26.460	86.5	18:05.802						
	5							5	1	5:20.288	1:58.268	2:08.963	1:13.057	78.7	23:26.090						






GRAF VON FABER-CASTELL



**GRID 9**

Pre-War  
Sports Cars



# Pre-War Sports Cars [MRL] SPA SIX HOURS Race

## Analysis

Personal Best Session Best B Crossing the finish line in pit lane

Lap	D	Time	Sector 1	Sector 2	Sector 3	Kph	Elapsed	Lap	D	Time	Sector 1	Sector 2	Sector 3	Kph	Elapsed
6	1	4:38.583	1:21.056	2:06.700	1:10.827	90.5	28:04.673	1	1	3:15.065	54.744	1:30.071	50.250	127.0	3:15.065
7	1	4:34.389	1:18.328	2:04.901	1:11.160	91.9	32:39.062	2	1	3:24.339	57.260	1:34.831	52.248	123.4	6:39.404
8	1	4:37.177	1:21.394	2:06.676	1:09.107	91.0	37:16.239	3	1	3:41.530	59.908	1:43.509	58.113	113.8	10:20.934
9	1	4:42.760	1:20.668	2:08.531	1:13.561	89.2	41:58.999	4	1	3:50.051	1:01.899	1:49.588	58.564	109.6	14:10.985

18		1. Guy NORTHAM		BENTLEY 4« PW3			
1	1	4:43.094	1:38.439	1:54.664	1:09.991	87.5	4:43.094
2	1	4:32.525	1:20.419	2:00.538	1:11.568	92.5	9:15.619
3	1	4:44.670	1:22.791	2:07.844	1:14.035	88.6	14:00.289
4	1	4:45.568	1:22.411	2:07.705	1:15.452	88.3	18:45.857
5	1	5:03.738	1:23.255	2:11.244	1:29.239	83.0	23:49.595
6	1	5:22.252	1:59.176	2:08.089	1:14.987	78.2	29:11.847
7	1	4:49.596	1:22.770	2:10.075	1:16.751	87.1	34:01.443
8	1	4:46.413	1:23.271	2:08.563	1:14.579	88.0	38:47.856
9	1	4:44.828	1:23.100	2:08.547	1:13.181	88.5	43:32.684

20		1. Michael BIRCH		TALBOT AV105 Brooklands J193 PW7			
1	1	3:32.127	1:05.637	1:33.147	53.343	116.8	3:32.127
2	1	3:29.365	1:00.775	1:33.717	54.873	120.4	7:01.492
3	1	3:50.696	1:02.856	1:45.867	1:01.973	109.3	10:52.188
4	1	4:00.271	1:07.481	1:50.733	1:02.057	104.9	14:52.459
5	1	3:58.495	1:05.787	1:50.619	1:02.089	105.7	18:50.954
6	1	4:08.475	1:08.793	1:50.858	1:08.824	101.5	22:59.429
7	1	4:25.386	1:31.547	1:51.016	1:02.823	95.0	27:24.815
8	1	3:56.982	1:06.699	1:49.127	1:01.156	106.4	31:21.797
9	1	3:53.257	1:05.302	1:47.382	1:00.573	108.1	35:15.054
10	1	4:04.813	1:15.243	1:48.514	1:01.056	103.0	39:19.867
11	1	3:55.608	1:05.119	1:49.004	1:01.485	107.0	43:15.475

21		1. Alan MIDDLETON		ASTON MARTIN Speed' Red Dragon' PW5			
1	1	3:56.105	1:13.349	1:43.475	59.281	104.9	3:56.105
2	1	3:50.506	1:05.350	1:43.811	1:01.345	109.4	7:46.611
3	1	4:04.995	1:09.343	1:51.681	1:03.971	102.9	11:51.606
4	1	4:15.266	1:12.328	1:55.068	1:07.870	98.8	16:06.872
5	1	4:07.695	1:10.025	1:53.077	1:04.593	101.8	20:14.567
6	1	4:19.145	1:10.479	1:54.335	1:14.331	97.3	24:33.712
7	1	4:39.274	1:40.819	1:52.523	1:05.932	90.3	29:12.986
8	1	4:04.078	1:10.261	1:50.683	1:03.134	103.3	33:17.064
9	1	4:02.055	1:08.661	1:50.540	1:02.854	104.2	37:19.119
10	1	4:00.515	1:09.825	1:49.618	1:01.072	104.8	41:19.634
11	1	3:58.819	1:08.577	1:48.278	1:01.964	105.6	45:18.453

24		1. Charles MAEERS 2. Charles B MAEERS		GN Parker Special PW SP			
1	1	3:20.383	1:00.376	1:28.052	51.955	123.6	3:20.383
2	1	3:21.399	58.606	1:28.796	53.997	125.2	6:41.782
3	1	3:41.938	1:01.469	1:42.639	57.830	113.6	10:23.720
4	1	3:51.788	1:05.926	1:47.001	58.861	108.8	14:15.508
5	1	3:59.503	1:03.471	1:46.469	1:09.563	105.3	18:15.011
6	1	5:33.715	1:49.977	1:54.633	1:49.105	75.6	23:48.726
7	1	7:02.157	3:17.021	2:05.227	1:39.909	59.7	30:50.883

25		1. Robin TULUIE		MENASCO Pirate PW SP			
1	1	3:20.383	1:00.376	1:28.052	51.955	123.6	3:20.383
2	1	3:21.399	58.606	1:28.796	53.997	125.2	6:41.782
3	1	3:41.938	1:01.469	1:42.639	57.830	113.6	10:23.720
4	1	3:51.788	1:05.926	1:47.001	58.861	108.8	14:15.508
5	1	3:59.503	1:03.471	1:46.469	1:09.563	105.3	18:15.011
6	1	5:33.715	1:49.977	1:54.633	1:49.105	75.6	23:48.726
7	1	7:02.157	3:17.021	2:05.227	1:39.909	59.7	30:50.883

Lap	D	Time	Sector 1	Sector 2	Sector 3	Kph	Elapsed	Lap	D	Time	Sector 1	Sector 2	Sector 3	Kph	Elapsed
1	1	3:15.065	54.744	1:30.071	50.250	127.0	3:15.065	1	1	3:15.065	54.744	1:30.071	50.250	127.0	3:15.065
2	1	3:24.339	57.260	1:34.831	52.248	123.4	6:39.404	2	1	3:24.339	57.260	1:34.831	52.248	123.4	6:39.404
3	1	3:41.530	59.908	1:43.509	58.113	113.8	10:20.934	3	1	3:41.530	59.908	1:43.509	58.113	113.8	10:20.934
4	1	3:50.051	1:01.899	1:49.588	58.564	109.6	14:10.985	4	1	3:50.051	1:01.899	1:49.588	58.564	109.6	14:10.985
5	1	3:49.832	1:02.341	1:48.215	59.276	109.7	18:00.817	5	1	3:49.832	1:02.341	1:48.215	59.276	109.7	18:00.817
6	1	4:03.243	1:03.939	1:52.609	1:06.695	103.7	22:04.060	6	1	4:03.243	1:03.939	1:52.609	1:06.695	103.7	22:04.060
7	1	4:18.254	1:29.770	1:48.453	1:00.031	97.6	26:22.314	7	1	4:18.254	1:29.770	1:48.453	1:00.031	97.6	26:22.314
8	1	3:45.355	1:01.300	1:46.462	57.593	111.9	30:07.669	8	1	3:45.355	1:01.300	1:46.462	57.593	111.9	30:07.669
9	1	3:47.783	1:01.858	1:48.140	57.785	110.7	33:55.452	9	1	3:47.783	1:01.858	1:48.140	57.785	110.7	33:55.452
10	1	3:45.356	1:01.604	1:46.418	57.334	111.9	37:40.808	10	1	3:45.356	1:01.604	1:46.418	57.334	111.9	37:40.808
11	1	3:40.305	59.169	1:44.959	56.177	114.5	41:21.113	11	1	3:40.305	59.169	1:44.959	56.177	114.5	41:21.113

29		1. Richard ILIFFE		RILEY Kestrel Sports PW SP			
1	1	3:55.216	1:13.042	1:43.342	58.832	105.3	3:55.216
2	1	3:49.177	1:05.764	1:43.435	59.978	110.0	7:44.393
3	1	4:03.777	1:08.238	1:51.883	1:03.656	103.4	11:48.170
4	1	4:13.445	1:11.669	1:57.742	1:04.034	99.5	16:01.615
5	1	4:08.575	1:09.412	1:54.063	1:05.100	101.4	20:10.190
6	1	4:09.535	1:11.621	1:54.122	1:03.792	101.0	24:19.725
7	1	4:17.054	1:09.919	1:51.672	1:15.463	98.1	28:36.779
8	1	4:38.113	1:42.238	1:51.594	1:04.281	90.7	33:14.892
9	1	4:01.969	1:09.381	1:50.384	1:02.204	104.2	37:16.861
10	1	4:03.285	1:09.103	1:50.744	1:03.438	103.6	41:20.146
11	1	4:00.187	1:09.105	1:48.583	1:02.499	105.0	45:20.333

31		1. Trevor SWETE		INVICTA S-type PW7			
1	1	4:05.037	1:19.928	1:42.705	1:02.404	101.1	4:05.037
2	1	3:56.967	1:08.172	1:42.631	1:06.164	106.4	8:02.004
3	1	4:22.765	1:14.670	1:59.007	1:09.088	96.0	12:24.769
4	1	4:39.010	1:15.113	2:01.454	1:22.443	90.4	17:03.779
5	1	5:00.688	1:50.567	2:00.969	1:09.152	83.9	22:04.467
6	1	4:23.128	1:13.490	1:59.757	1:09.881	95.8	26:27.595
7	1	4:24.199	1:12.612	2:01.801	1:09.786	95.4	30:51.794
8	1	4:20.880	1:14.244	1:59.552	1:07.084	96.7	35:12.674
9	1	4:20.107	1:14.391	1:58.260	1:07.456	96.9	39:32.781
10	1	4:20.841	1:16.632	1:56.957	1:07.252	96.7	43:53.622

34		1. William ELBOURN (SNR) 2. William-Allen ELBOURN		BENTLEY 3/4« PW3			
1	1	4:29.062	1:30.186	1:51.590	1:07.286	92.1	4:29.062
2	1	4:17.554	1:15.079	1:52.614	1:09.861	97.9	8:46.616
3	1	4:36.267	1:19.063	2:04.165	1:13.039	91.3	13:22.883
4	1	4:31.523	1:18.510	2:00.942	1:12.071	92.9	17:54.406
5	1	4:38.909	1:17.621	1:57.418	1:23.870	90.4	22:33.315
6	1	4:58.280	1:51.383	1:58.410	1:08.487	84.5	27:31.595
7	1	4:18.800	1:16.202	1:55.268	1:07.330	97.4	31:50.395
8	1	4:35.957	1:15.460	1:55.304	1:25.193	91.4	36:26.352
9	1	4:25.937	1:20.512	1:56.327	1:09.098	94.8	40:52.289
10	1	4:23.309	1:17.631	1:54.854	1:10.824	95.8	45:15.598


35		1. Susan DARBYSHIRE 2. Ewan CAMERON		MORGAN Super Aero PW1			
1	2	3:29.539	1:01.630	1:33.139	54.770	118.2	3:29.539
2	2	3:33.828	1:02.908	1:35.521	55.399	117.9	7:03.367
3	2	3:42.075	1:02.048	1:41.613	58.414	113.5	10:45.442





# GRID 9

## Pre-War Sports Cars



### Pre-War Sports Cars [MRL] SPA SIX HOURS Race

### Analysis

Personal Best Session Best B Crossing the finish line in pit lane

Lap	D	Time	Sector 1	Sector 2	Sector 3	Kph	Elapsed	Lap	D	Time	Sector 1	Sector 2	Sector 3	Kph	Elapsed	
4	2	3:57.525	1:07.382	1:48.597	1:01.546	106.2	14:42.967	6	1	4:54.075	1:53.514	1:54.009	1:06.552	85.7	24:56.182	
5	2	3:57.197	1:06.371	1:48.809	1:02.017	106.3	18:40.164	7	1	4:14.538	1:14.286	1:54.103	1:06.149	99.1	29:10.720	
6	2	4:05.892	B	1:06.409	1:48.620	1:10.863	102.5	22:46.056	8	1	4:12.061	1:12.636	1:54.503	1:04.922	100.0	33:22.781
7	2	4:19.857	1:37.192	1:43.980	58.685	97.0	27:05.913	9	1	4:17.616	1:11.375	1:58.162	1:08.079	97.9	37:40.397	
8	2	3:47.046	1:04.420	1:44.302	58.324	111.1	30:52.959	10	1	4:12.911	1:13.051	1:54.000	1:05.860	99.7	41:53.308	
9	2	3:46.819	1:04.838	1:43.325	58.656	111.2	34:39.778									
10	2	3:45.906	1:04.400	1:42.954	58.552	111.6	38:25.684									
11	2	3:48.600	1:05.051	1:44.740	58.809	110.3	42:14.284									

39		BENTLEY '3/8 PW SP														
1	2	3:12.799	53.264	1:29.425	50.110	128.5	3:12.799									
2	2	5:33.096	B	2:08.468	2:01.599	1:23.029	75.7	8:45.895								
3	2	5:05.891	2:15.170	1:49.929	1:00.792	82.4	13:51.786									
4	2	3:56.069	1:03.693	1:50.673	1:01.703	106.8	17:47.855									
5	2	4:04.911	B	1:04.763	1:51.426	1:08.722	103.0	21:52.766								
6	2	4:26.783	1:38.447	1:47.674	1:00.662	94.5	26:19.549									
7	2	3:48.000	1:02.043	1:45.976	59.981	110.6	30:07.549									
8	2	3:51.705	1:06.290	1:45.043	1:00.372	108.8	33:59.254									
9	2	3:43.494	1:00.508	1:44.725	58.261	112.8	37:42.748									
10	2	3:41.410	59.432	1:43.200	58.778	113.9	41:24.158									

47		ASTON MARTIN International PW4														
1	1	5:10.392	1:49.644	2:02.696	1:18.052	79.8	5:10.392									
2	1	5:02.578	1:27.720	2:13.868	1:20.990	83.3	10:12.970									
3	1	5:07.893	1:30.429	2:15.138	1:22.326	81.9	15:20.863									
4	1	5:07.089	1:28.758	2:15.818	1:22.513	82.1	20:27.952									
5	1	5:09.210	B	1:28.041	2:12.983	1:28.186	81.5	25:37.162								
6	1	6:20.845	2:20.575	2:29.118	1:31.152	66.2	31:58.007									
7	1	5:32.421	1:36.431	2:28.223	1:27.767	75.9	37:30.428									
8	1	5:25.929	1:37.867	2:25.627	1:22.435	77.4	42:56.357									

49		BENTLEY 3/4« PW3														
1	2	4:12.884	1:23.615	1:46.529	1:02.740	98.0	4:12.884									
2	2	4:04.798	1:11.515	1:48.290	1:04.993	103.0	8:17.682									
3	2	4:16.082	1:14.518	1:54.739	1:06.825	98.5	12:33.764									
4	2	4:32.592	B	1:13.876	1:54.671	1:24.045	92.5	17:06.356								
5	2	5:00.681	1:52.976	1:59.621	1:08.084	83.9	22:07.037									
6	2	4:18.377	1:14.194	1:57.037	1:07.146	97.6	26:25.414									
7	2	4:13.706	1:13.199	1:54.249	1:06.258	99.4	30:39.120									
8	2	4:14.274	1:12.924	1:54.486	1:06.864	99.2	34:53.394									
9	2	4:11.938	1:12.802	1:53.677	1:05.459	100.1	39:05.332									
10	2	4:16.345	1:13.535	1:56.813	1:05.997	98.4	43:21.677									

50		DELAHAYE 135CS PW7														
1	1	5:00.576	B	1:41.592	1:54.316	1:24.668	82.4	5:00.576								

53		RILEY 12/4 TT Sprite Rep PW SP														
1	1	3:46.005	1:08.501	1:39.116	58.388	109.6	3:46.005									
2	1	3:47.999	1:05.102	1:43.296	59.601	110.6	7:34.004									
3	1	4:04.767	1:08.132	1:53.499	1:03.136	103.0	11:38.771									
4	1	4:04.857	1:10.192	1:49.729	1:04.936	103.0	15:43.628									
5	1	4:18.479	B	1:11.121	1:53.780	1:13.578	97.5	20:02.107								

55		FRAZER NASH TT Rep PW4														
1	2	3:41.668	1:10.868	1:34.379	56.421	111.8	3:41.668									
2	2	3:34.960	1:04.137	1:33.505	57.318	117.3	7:16.628									
3	2	4:01.317	1:10.983	1:47.215	1:03.119	104.5	11:17.945									
4	2	4:04.141	1:13.029	1:48.586	1:02.526	103.3	15:22.086									
5	2	4:00.500	1:10.096	1:47.895	1:02.509	104.8	19:22.586									
6	2	4:15.979	B	1:10.243	1:48.050	1:17.686	98.5	23:38.565								

58		ALFA ROMEO8C 2300 LM PW6														
1	1	4:24.137	1:29.375	1:52.064	1:02.698	93.8	4:24.137									
2	1	4:18.286	1:11.658	1:57.599	1:09.029	97.6	8:42.423									
3	1	4:37.149	1:18.656	2:07.324	1:11.169	91.0	13:19.572									
4	1	4:39.904	1:19.120	2:08.287	1:12.497	90.1	17:59.476									
5	1	4:53.448	B	1:17.537	2:11.996	1:23.915	85.9	22:52.924								
6	1	5:43.015	2:24.520	2:08.378	1:10.117	73.5	28:35.939									
7	1	4:32.031	1:16.299	2:04.883	1:10.849	92.7	33:07.970									
8	1	4:32.180	1:17.097	2:06.461	1:08.622	92.6	37:40.150									
9	1	4:27.583	1:16.857	2:03.403	1:07.323	94.2	42:07.733									

66		ALTA Sports PW5														
1	1	3:22.273	58.783	1:31.367	52.123	122.5	3:22.273									
2	1	3:22.968	59.151	1:31.050	52.767	124.2	6:45.241									
3	1	3:39.950	1:00.505	1:40.340	59.105	114.6	10:25.191									
4	1	3:51.960	1:04.366	1:47.854	59.740	108.7	14:17.151									
5	1	3:49.751	1:03.508	1:46.689	59.554	109.7	18:06.902									
6	1	3:52.275	1:05.042	1:47.332	59.901	108.6	21:59.177									
7	1	3:57.446	B	1:03.790	1:47.198	1:06.458	106.2	25:56.623								
8	1	4:12.658	1:29.534	1:44.870	58.254	99.8	30:09.281									
9	1	3:52.174	1:05.643	1:45.300	1:01.231	108.6	34:01.455									
10	1	3:47.402	1:03.892	1:45.360	58.150	110.9	37:48.857									
11	1	3:51.404	1:05.595	1:46.828	58.981	109.0	41:40.261									

69		FRAZER NASH Supersports PW1														
1	1	3:46.274	1:11.172	1:36.664	58.438	109.5	3:46.274									
2	1	3:48.725	1:05.581	1:43.575	59.569	110.2	7:34.999									

71		TALBOT LAGO T150C PW7														
1	1	4:35.547	1:51.160	1:45.449	58.938	89.9	4:35.547									
2	1	4:26.306	1:05.403	1:44.892	1:36.011	94.7	9:01.853									
3	1	4:39.282	B	1:11.891	1:57.454	1:29.937	90.3	13:41.135								

72		MORGAN Super Aero PW1														
1	1	3:57.264	1:12.485	1:43.647	1:01.132	104.4	3:57.264									
2	1	3:54.123	1:08.519	1:43.818	1:01.786	107.7	7:51.387									
3	1	4:02.290	1:10.746	1:47.724	1:03.820	104.1	11:53.677									








# GRID 9

## Pre-War Sports Cars



### Pre-War Sports Cars [MRL] SPA SIX HOURS Race

### Analysis

■ Personal Best   ■ Session Best   **B** Crossing the finish line in pit lane

Lap	D	Time	Sector 1	Sector 2	Sector 3	Kph	Elapsed	Lap	D	Time	Sector 1	Sector 2	Sector 3	Kph	Elapsed
4	1	4:10.396	1:11.386	1:53.106	1:05.904	100.7	16:04.073								
5	1	4:16.599 <b>B</b>	1:10.452	1:51.773	1:14.374	98.3	20:20.672								

77		1. Martin HALUSA		ALFA ROMEO8C 2300 Zagato Spyder		PW6	
1	1	3:44.875	1:07.297	<b>1:40.079</b>	<b>57.499</b>	110.2	3:44.875
2	1	<b>3:45.643</b>	<b>1:04.643</b>	1:41.632	59.368	111.7	7:30.518
3	1	3:59.643	1:07.174	1:50.444	1:02.025	105.2	11:30.161
4	1	4:02.516	1:08.270	1:51.503	1:02.743	104.0	15:32.677
5	1	4:08.231 <b>B</b>	1:06.918	1:50.967	1:10.346	101.6	19:40.908
6	1	4:41.991	1:37.336	2:02.629	1:02.026	89.4	24:22.899
7	1	4:00.758	1:07.671	1:51.269	1:01.818	104.7	28:23.657
8	1	3:59.016	1:07.614	1:50.382	1:01.020	105.5	32:22.673
9	1	3:57.712	1:07.720	1:48.085	1:01.907	106.1	36:20.385
10	1	3:58.402	1:06.538	1:49.591	1:02.273	105.8	40:18.787
11	1	3:56.242	1:07.437	1:48.243	1:00.562	106.7	44:15.029

90		1. Luc SLIJPEN		TALBOT A090		PW2	
1	1	4:52.529	1:42.329	<b>1:58.648</b>	<b>1:11.552</b>	84.7	4:52.529
2	1	4:46.114	<b>1:22.993</b>	2:06.677	1:16.444	88.1	9:38.643
3	1	5:07.896 <b>B</b>	1:26.659	2:13.633	1:27.604	81.9	14:46.539
4	1	5:25.391	1:56.990	2:10.893	1:17.508	77.5	20:11.930
5	1	4:55.981	1:26.506	2:11.867	1:17.608	85.2	25:07.911
6	1	4:52.257	1:25.254	2:09.526	1:17.477	86.3	30:00.168
7	1	4:45.206	1:24.809	2:05.228	1:15.169	88.4	34:45.374
8	1	<b>4:43.675</b>	1:23.576	2:05.228	1:14.871	88.9	39:29.049
9	1	4:48.074	1:26.503	2:04.535	1:17.036	87.5	44:17.123

